

Designing Interactive Systems I

Lecture II:

Responsiveness, Notations

Prof. Dr. Jan Borchers
Media Computing Group
RWTH Aachen University


Winter term 2015/2016

<http://hci.rwth-aachen.de/dis>

Responsiveness and Performance

Responsiveness

- See also: Jeff Johnson, *GUI Bloopers 2.0*
- Key usability problem of interactive systems
 - Bad responsiveness opens Gulf of Evaluation
- Examples for bad responsiveness:
 - A screen pointer that doesn't keep up
 - Delayed response to button-clicks
 - Sliders and scrollbars that lag
 - Applications that go “dead” during disk operations
 - Multiple screen repaints



Reasons for Poor Responsiveness

- Importance not widely known
 - UI designers think of other things first
 - UI designers rarely specify responsiveness
 - Programmers tend to equate it with performance
- This kind of tuning is always difficult
 - “We’ll get it in the next release,” and so on
- Developers treat human input like machine input
- Simple, naïve implementations
- GUI tools and platforms are inadequate
 - Limitations of online apps (which everybody knows about)

Example: Scrollbar

- Does text move as you scroll (good) or after you let go (bad)?
- If designer doesn't specify, developer will make a decision
- That will usually be the technically simplest
 - Since developers are not trained in user interface theory and concepts
 - Just as UI designers are generally not trained in implementing large software products in C++

Some Eternal Facts

- Responsiveness \neq performance!
- Processing resources will always be limited
 - We still look at hourglass as much as 15 years ago
 - UIs are real-time systems with deadlines based on human cognition
 - Software does not need to do everything instantly, or in a given order, or even at all

Three Human Deadlines


- 0.1 seconds
 - Perception of cause and effect (recall CMN model)
 - E.g., delay between moving mouse and pointer following, or between mouse click and inverting button
- 1 second
 - Turn-taking in conversation, minimum reaction time for unexpected events
 - E.g., you have 1s max to show progress indicator, open window, or finish system-initiated operations (like auto-save)
- 10 seconds
 - Typical human attention span
 - Max. time for one step of a task
 - E.g., entering a check into a banking program, or completing one step of a wizard
 - Max. time to finish giving input for a task
 - E.g., from selecting “Print” menu entry to sending off the print job

Design Techniques for Responsiveness

- Meet human-time deadlines
 - Rely on the three deadlines and recognize the differences
 - Acknowledge user input immediately, and display busy and progress indicators
 - Use them as frequently as you can, you never know when it will take longer
 - Example “Progress bar”:
 - Make it real, show total items remaining, overall progress, and estimated total time remaining
 - Only useful if it advances roughly linearly! (no hanging at 99% please)
 - Estimated time should always go down, never up
 - “Less than a minute” is better than “47 seconds” (why?)

Design Techniques for Responsiveness

- Display important information first
 - Example: How to draw a clock
- Work in parallel
 - Delegate work that isn't time-critical to background processes
 - Work ahead by preparing likely requests
- Optimize Queueing
 - Create a logical order by looking at all pieces first, then prioritize



Design Techniques for Responsiveness

- Manage time dynamically
 - Adjust the strategy if not keeping up
 - Decrease quality or quantity to keep up
- Example: WordStar
 - Ran on a 1 MHz computer, killed by IBM PC
 - Written by an amateur, but he accommodated by making the system responsive
 - WordStar never dropped characters typed
 - Characters typed were always on screen instantly
 - Instead stopped updating other areas of the screen

```
A=NENDOC FC=1 FL=1 COL 01          INSERT ON
      <<<  MAIN MENU          >>>
--Cursor Movement--      | -Delete- | -Miscellaneous- | -Other Menus-
^S char left ^D char right | ^G char | ^I Tab  ^B Reform | (from Main only)
^A word left ^F word right | DEL chr lf | ^U INSERT ON/OFF | ^J Help ^K Block
^E line up  ^X line down  | ^T word rt | ^L Find/Replce again | ^O Quick ^P Print
      --Scrolling--      | ^Y line | RETURN End paragraph | ^Q Onscreen
^W up line  ^Z down line  |          | ^N Insert a RETURN  |
^R up screen ^C down screen |          | ^U Stop a command  |

THIS IS A DOCUMENT BEING WRITTEN ON THE WORDSTAR WORD PROCESSOR ON A KAYPRO
COMPUTER WHICH RUNS UNDER THE CP/M OPERATING SYSTEM.

WORDSTAR WAS A VERY ANKWARD WORD PROCESSOR BY TODAY'S STANDARDS, BUT IN
ITS HEYDAY, IT OFFERED ELECTRONIC WORD PROCESSING TO HUNDREDS OF THOUSANDS
OF PEOPLE WHO WOULD OTHERWISE HAVE NOT BEEN ABLE TO AFFORD IT.

LIKE THE OSBORNE COMPUTER, THE KAYPRO WAS CONSIDERED A "PORTABLE" MACHINE,
ALL 30 POUNDS OF IT. LUGGING ONE OF THESE BEAUTIES AROUND WAS A TASK, AND
SINCE THEY RAN ON AC POWER AND NOT BATTERIES, THEY WERE NOT USABLE EXCEPT
IN A BUILDING OR WHEREVER A POWER SOURCE WAS PRESENT.

LOOKING AT THIS MONOCHROME 8" SCREEN MAY SEEM LUDICROUS BY COMPARISON TO
TODAY'S LAPTOPS, BUT PEOPLE MARVELED AT THIS MACHINE IN THE EARLY 1980s.
```


Design Techniques for Responsiveness

- Test under different conditions
 - Test under heavy loads
 - Test on slower systems, like your customers have
 - Test over slower net connections




The Top 5 Performance Hits

Hard Disk Access



Large Memory Footprint



Interlocking Threads



Unsuitable Data and Control Structures



Reinventing the Wheel

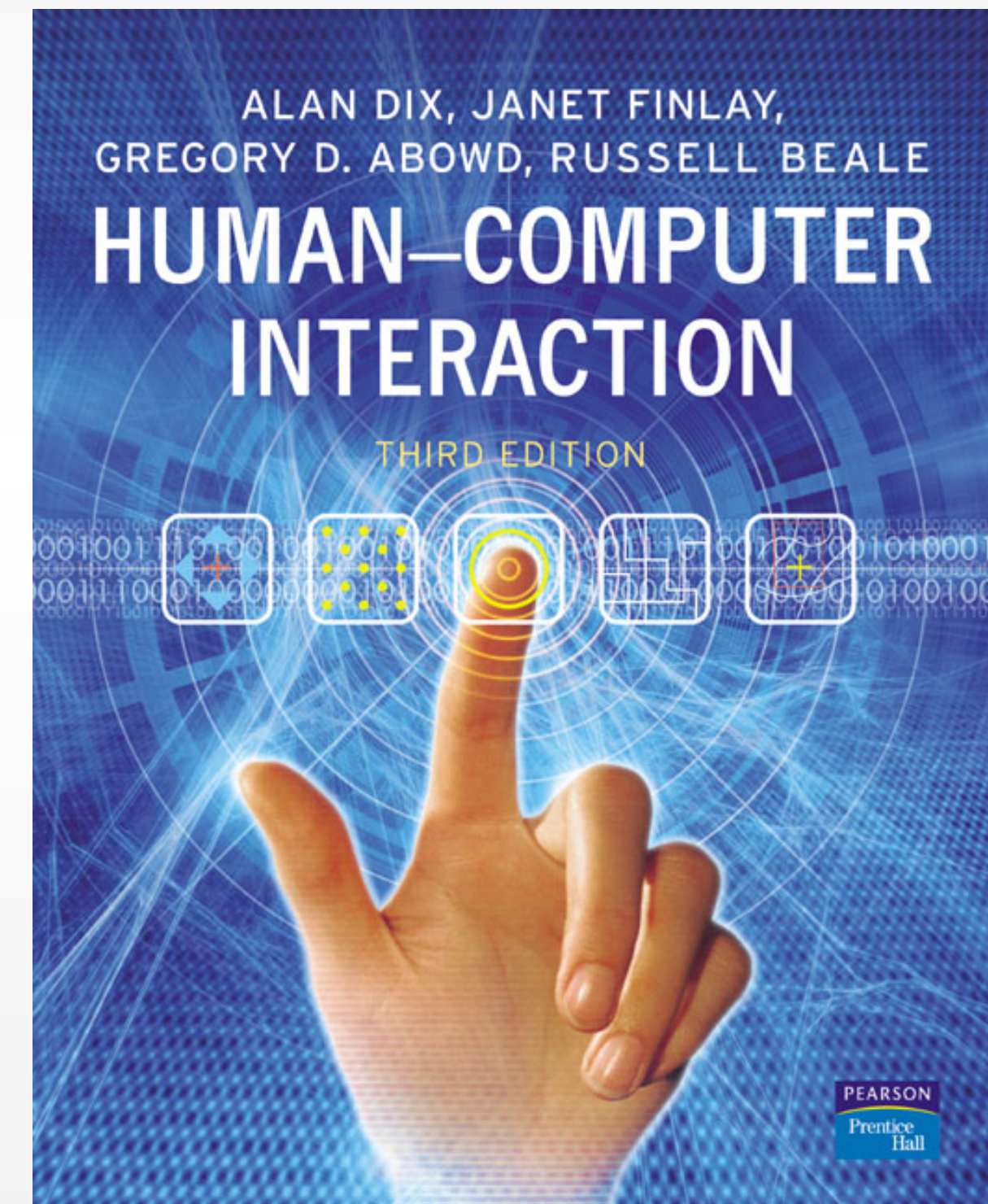


Reinventing the Wheel



Interaction Design Notations

- Alan Dix et al.: [Human-Computer Interaction](#), 3rd ed. (2003), Chapter 16



Back to BASICS

Print "Please enter a number"

INPUT n

Print "The square of",n,"is",n*n

- What are the problems with using such a notation to specify a dialog?

Why UI Specification Languages

- In normal programming languages, UI and algorithms are mixed up
- System and user decisions are hard to distinguish
- Error checking on inputs dominates and complicates code
- First step: bundling I/O in classes/procedures
- Second step: Use a more efficient, readable language to specify the dialog
 - A priori to design the dialog
 - As part of the implementation (executable spec.)

Specifying User Interfaces

- Problem: Describe the proposed design of a user interface
- Approach: natural/semi-formal/formal languages
- Many standard computer science techniques apply
- The more modern the UI, the harder to describe textually, depending on modality and UI style

Grammars

- Mostly BNF-like

```
expr ::= empty | atom expr | '(' expr ')' expr
```

- E.g., Shneiderman's multiparty grammar

```
<Session> ::= <U: Opening> <C: Responding>  
<U: Opening> ::= LOGIN <U: Name>  
<U: Name> ::= <U: string>  
<C: Responding> ::= HELLO [<U: Name>]
```

- Great for command-line UIs, e.g., banking ATMs, Unix commands
- Less suitable for GUIs

Grammars

- Regular expressions
 - **select-line click click* double-click**
- E.g., Unix “copy” command synopsis:

```
cp [-R [-H | -L | -P]] [-f | -i | -n] [-pv] source_file target_file
cp [-R [-H | -L | -P]] [-f | -i | -n] [-pv] source_file ... target_dir
```

recursion policies overwrite policies

- Short and precise, but hard to read, requires additional information about semantics

Production Rules

- Unordered list of rules: **if condition then action**
 - Condition based on state or pending events
 - Every rule always potentially active
- Good for concurrency
- Bad for sequence

Event-based Production Rules

select-line → **first**

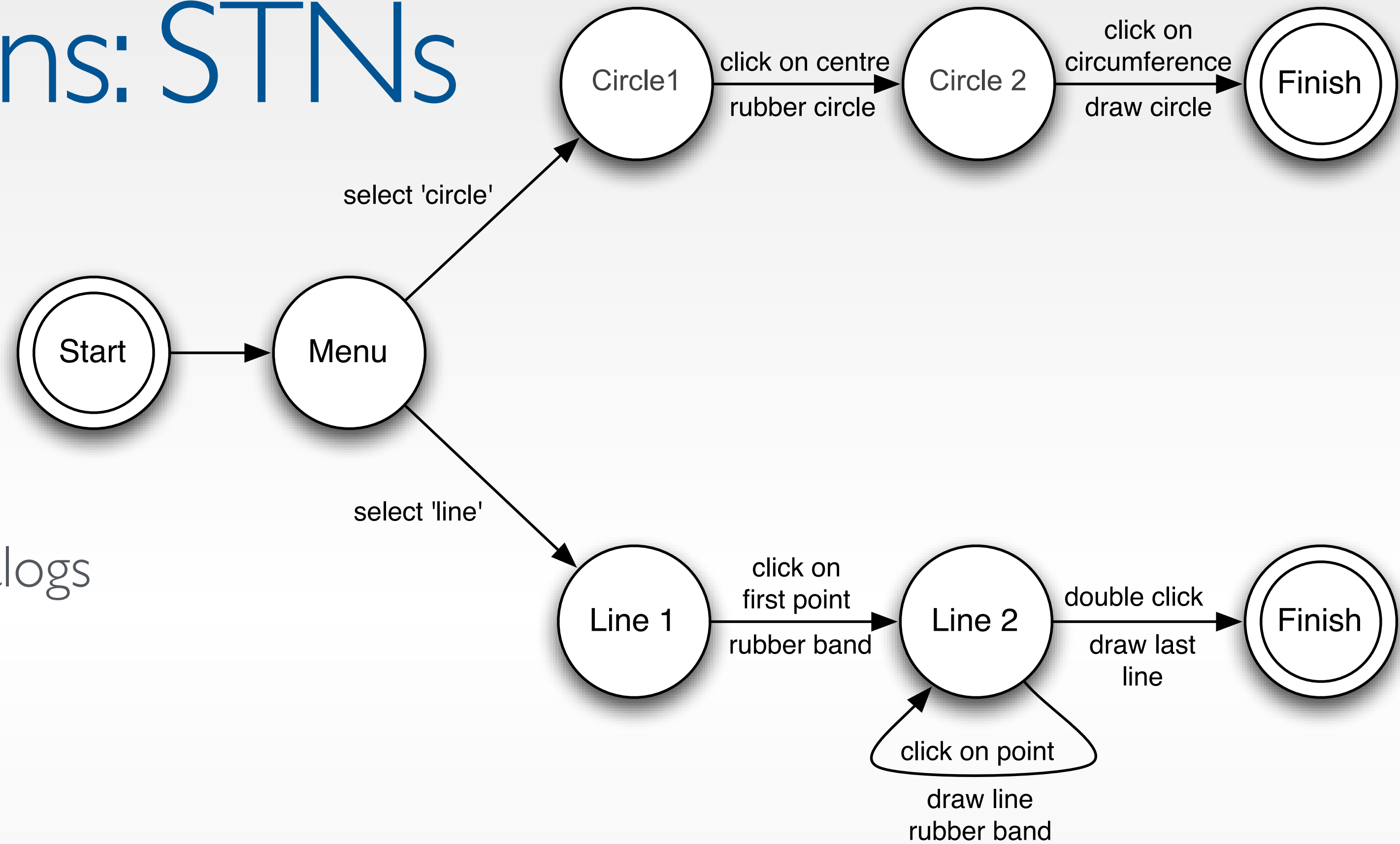
click first → **rest**

click rest → **rest**

double-click rest → **< draw line >**

- Note:
 - Events added to list of pending events
 - 'first' and 'rest' are internally generated events
- Bad at state!

Graph Notations: STNs



- State Transition Networks (STNs)
 - Most common tool to specify dialogs
 - Established format (since 1960s)
- Consisting of:
 - **States** (usually the system waiting for some user action)
 - **Transitions** (which have a **user action** and a **system response** associated with them)
- Describes **sequences** of user actions and system responses



ARTEFIZIOSITÀ
GLI STRUMENTI DONATI

IL SILENZIO NACQUE

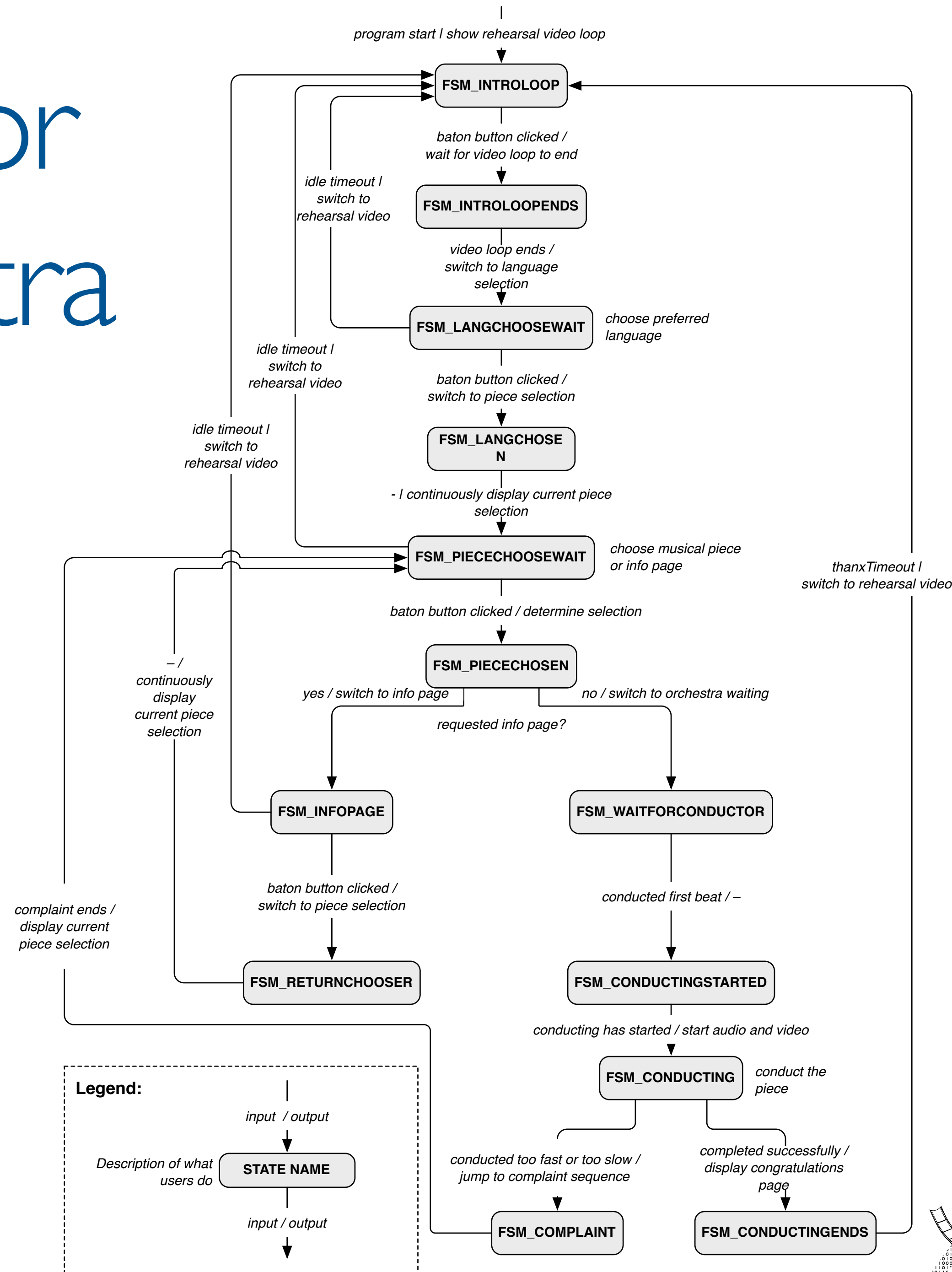
am Omnes
Troycord

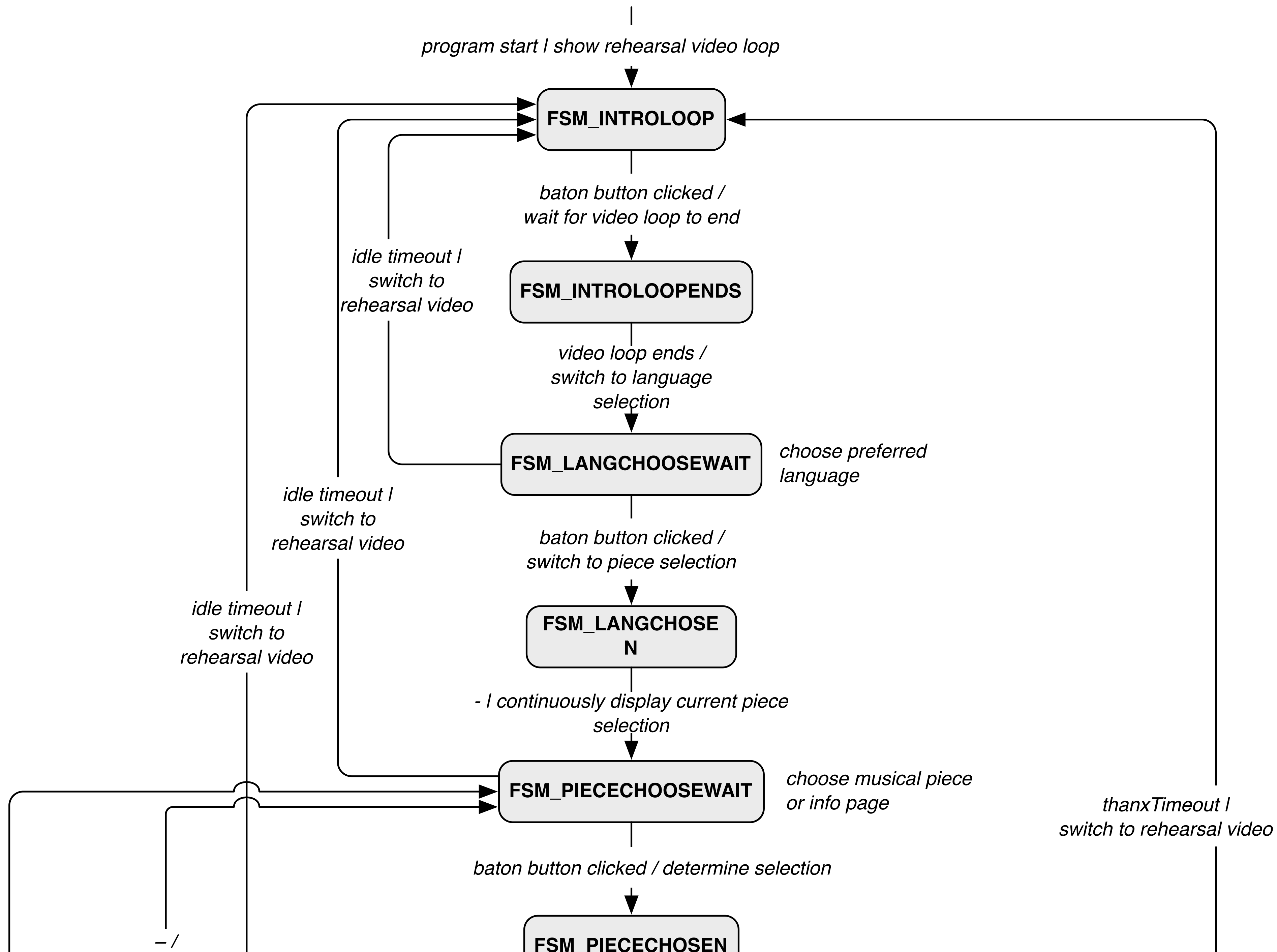
[Sheet music on stand]

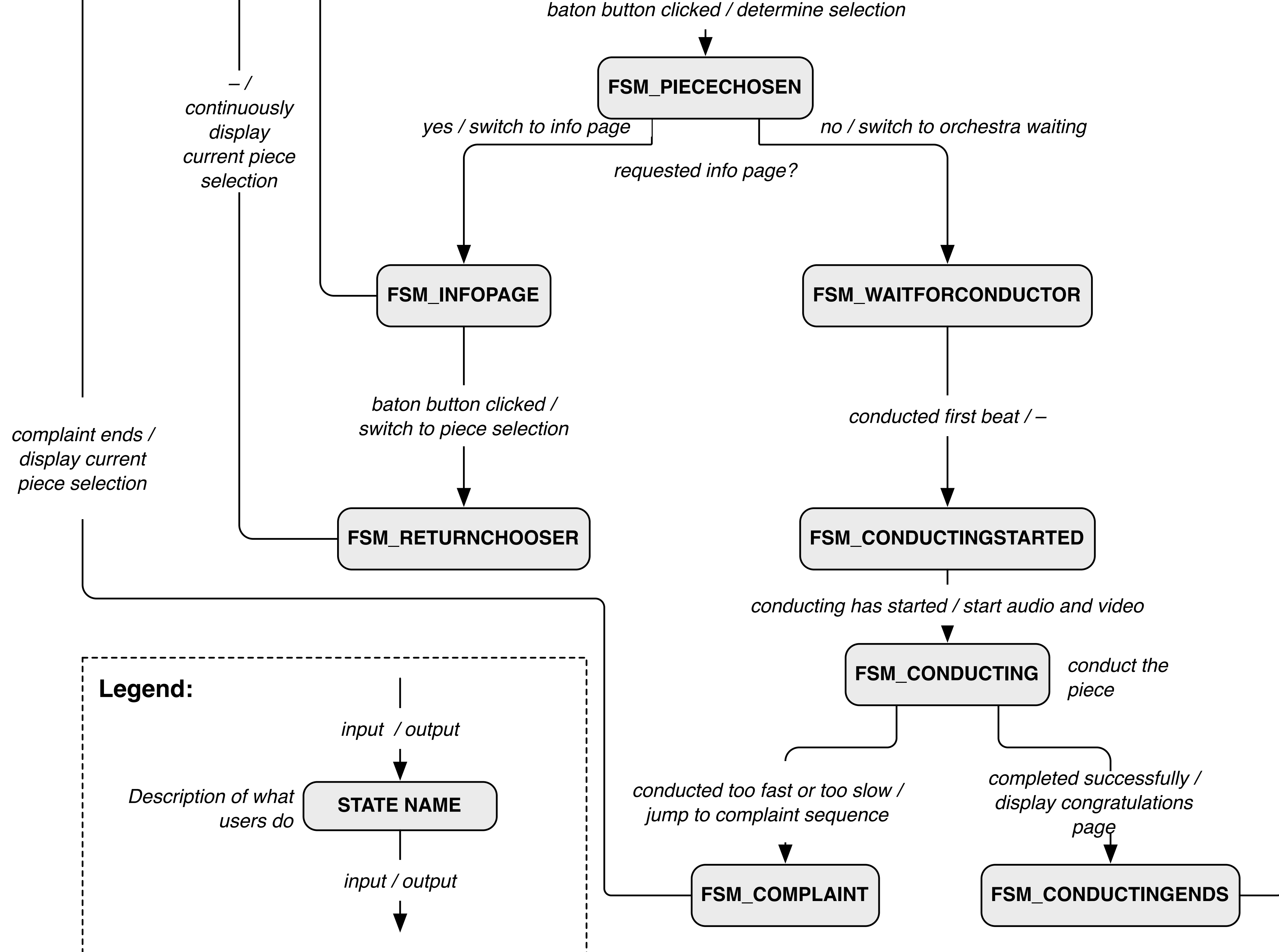
[Sheet music on stand]

[Sheet music on table]

Example: STN for Personal Orchestra Dialog







baton button clicked / determine selection

FSM_PIECECHOSEN

yes / switch to info page

no / switch to orchestra waiting

requested info page?

FSM_INFOPAGE

FSM_WAITFORCONDUCTOR

baton button clicked / switch to piece selection

conducted first beat / -

complaint ends / display current piece selection

FSM_RETURNCHOOSER

FSM_CONDUCTINGSTARTED

conducting has started / start audio and video

FSM_CONDUCTING

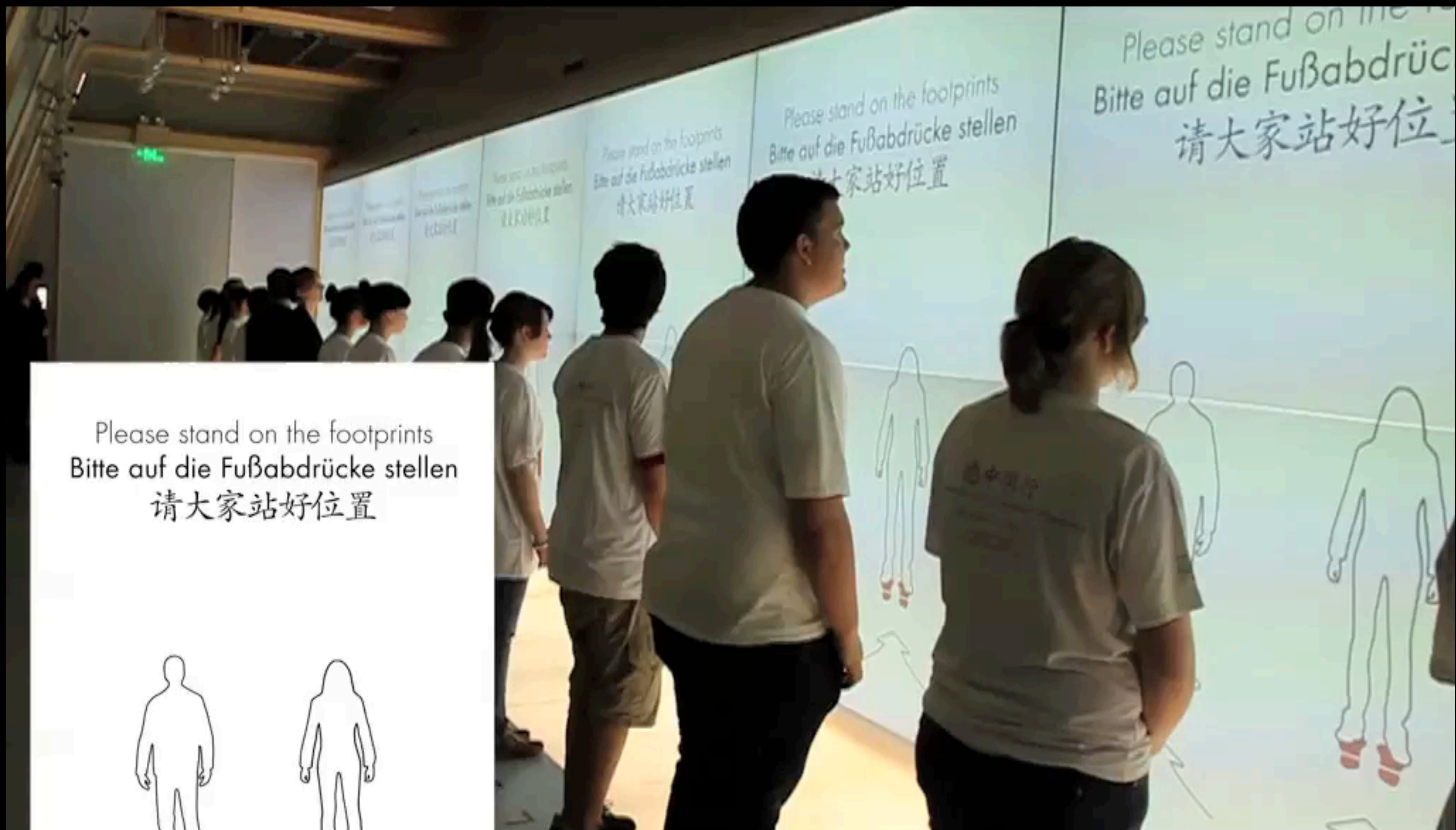
conduct the piece

conducted too fast or too slow / jump to complaint sequence

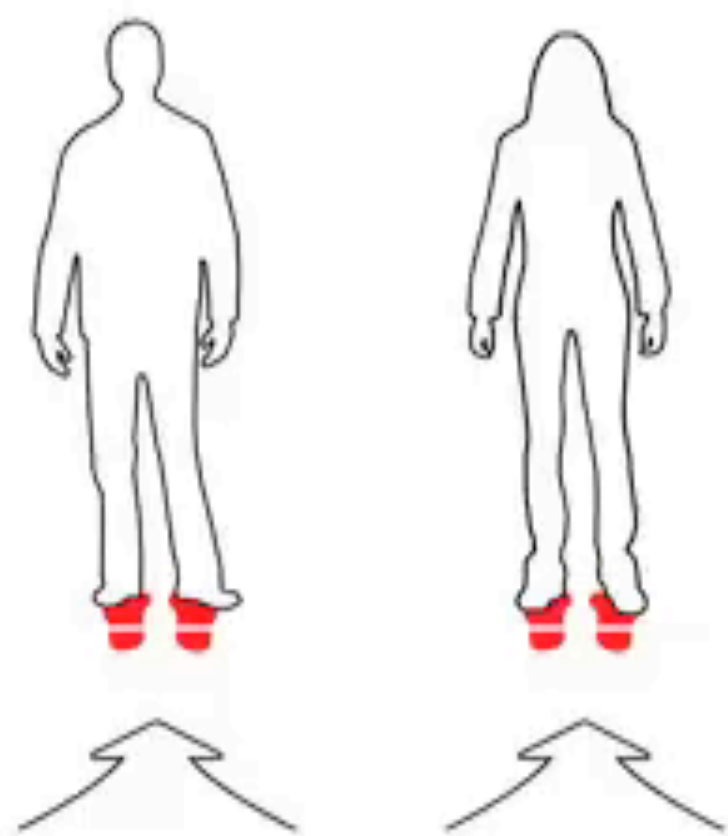
completed successfully / display congratulations page

FSM_COMPLAINT

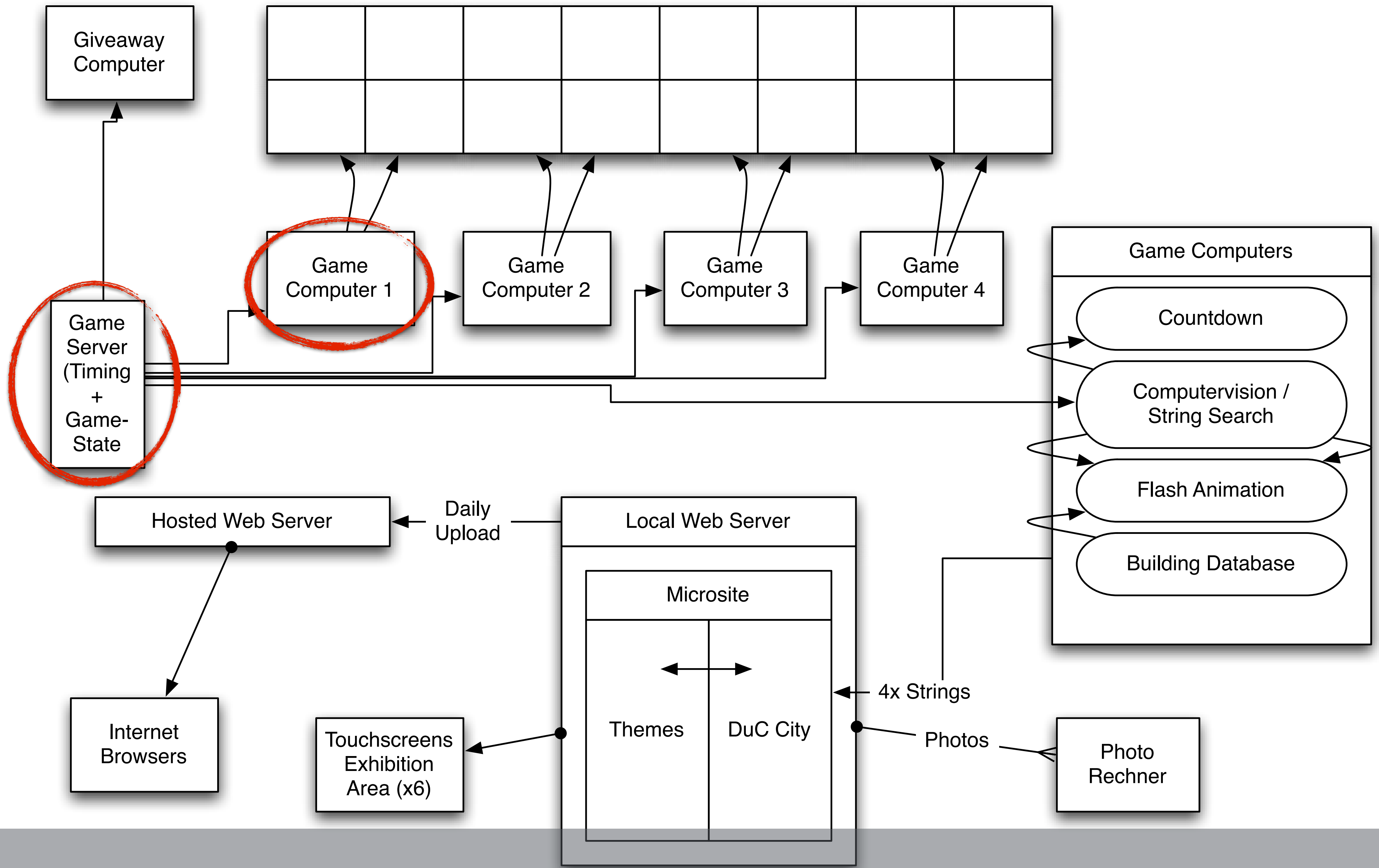
FSM_CONDUCTINGENDS



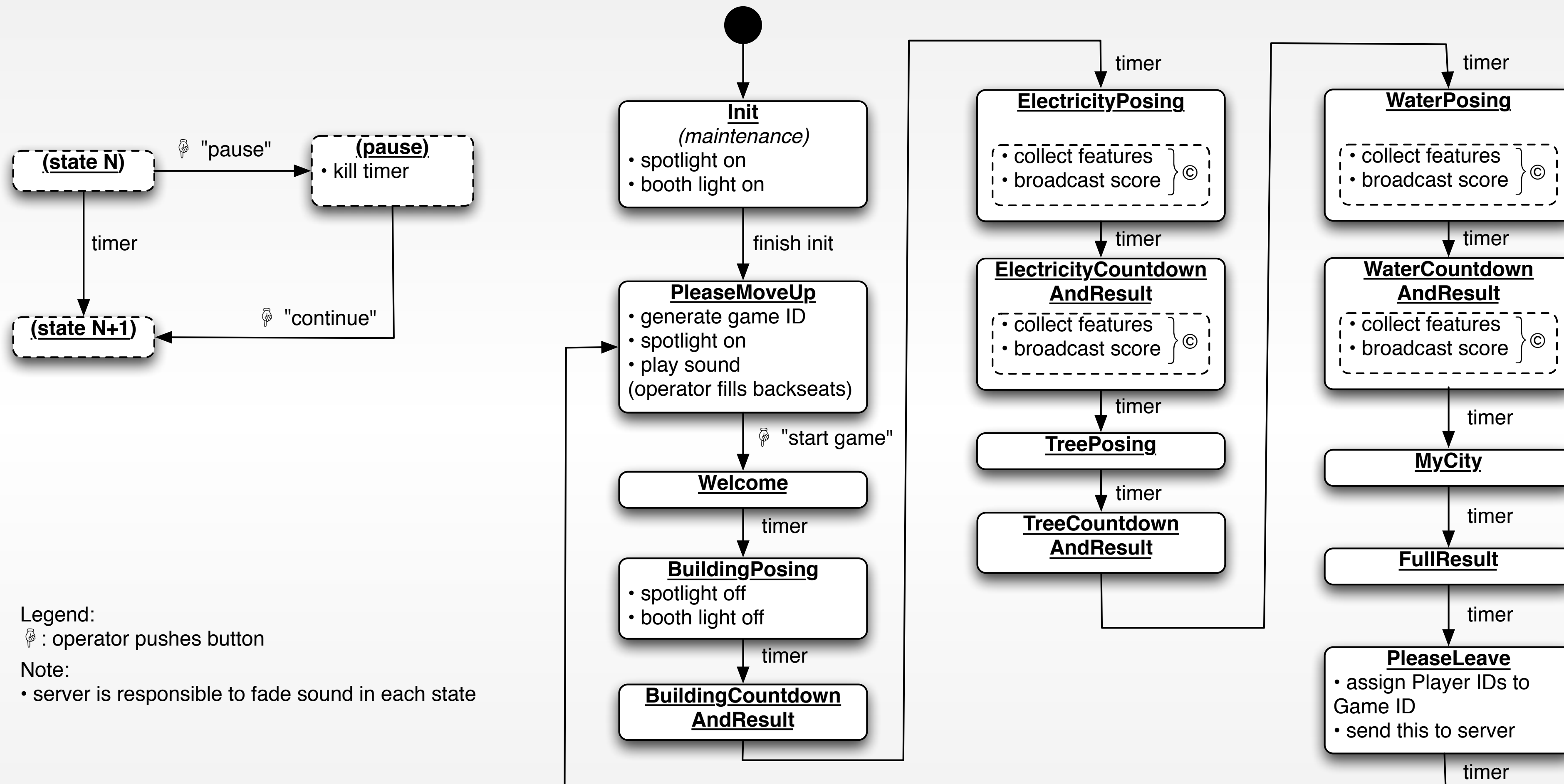
Please stand on the footprints
Bitte auf die Fußabdrücke stellen
请大家站好位置



16 Screens (Game Area)



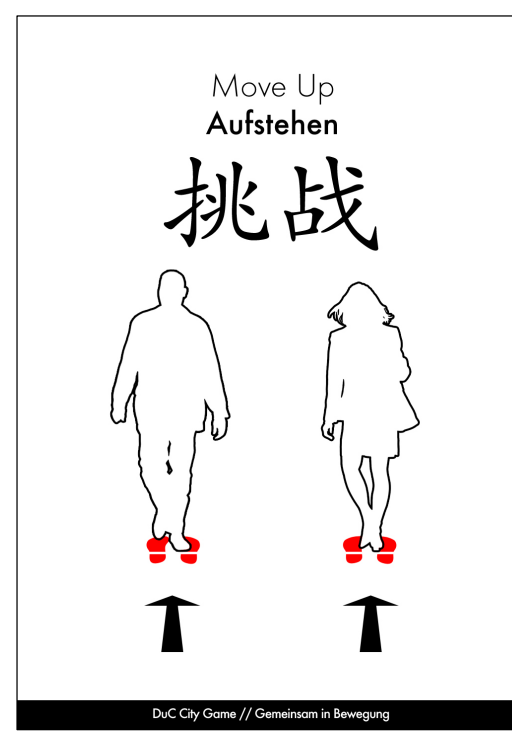
Silhouettes: Server STN



- Unconventional notation (agreed upon in the team)

Game Storyboard

Visuals	Description	Server State/Action	Client State/Light
---------	-------------	---------------------	--------------------



Waiting people will be asked to move up to the front and take their positions on the indicated spots.

PleaseMoveUp


- generate game ID
- spotlight on
- play sound (operator fill backseats)

DMX msg.
- fade **in** spots on indicated footprints on the floor

srv. msg.
"GotoStatePleaseMoveUp"

PleaseMoveUp

- send state → FI.

"start game" by button push 



Playing people will be presented a welcome screen.


Welcome

DMX msg.
- fade **out** spots on indicated foot prints on the floor
- fade **in** light in the waiting booths

srv. msg.
"GotoStateWelcome"

Welcome

- send state → FI.
- display mnemonics



People from the outer waiting queue will take their seats in the inside waiting booths.

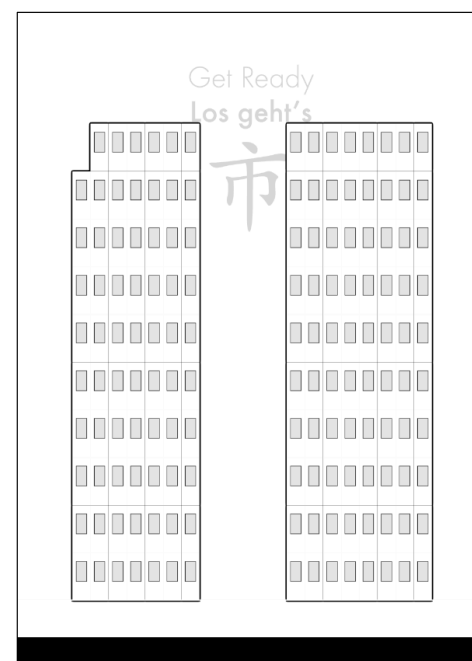


DMX msg.
- fade **out** light in the waiting booths



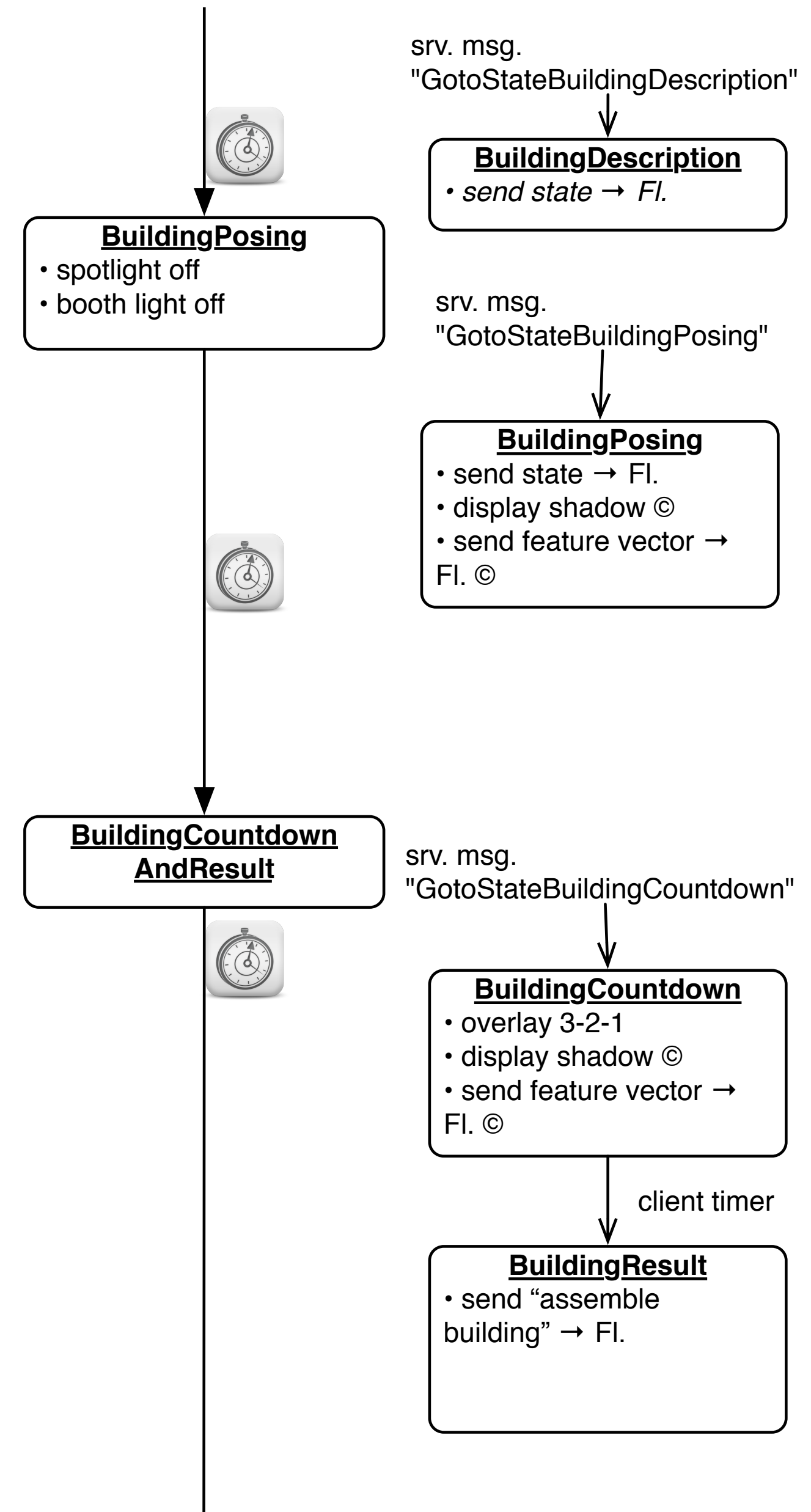
Iconic illustrations will remind the player how to create buildings by their shadows.

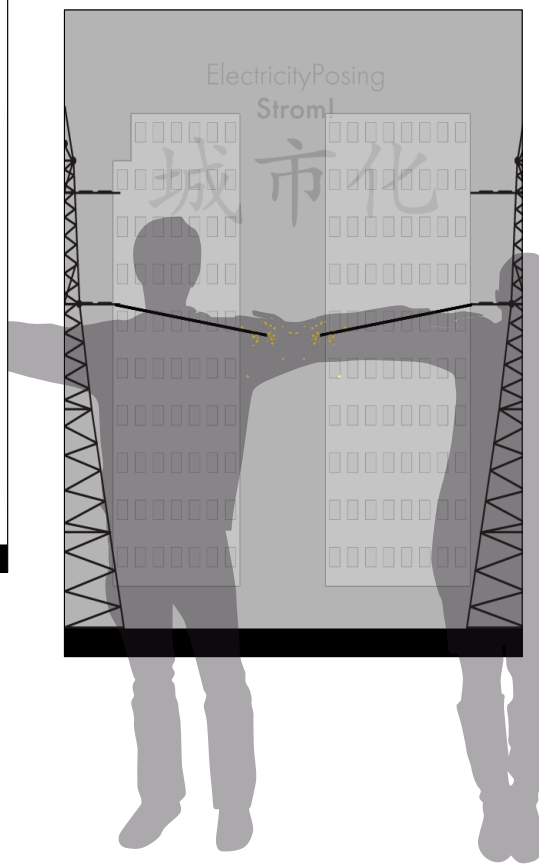
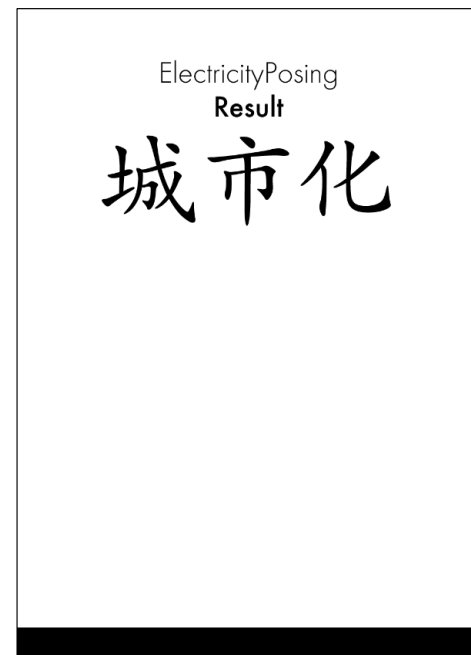
People will see their shadows while posing in front of the screens.



A countdown will indicate that shadows will be "frozen".

People will see the representation of their shadows as buildings.





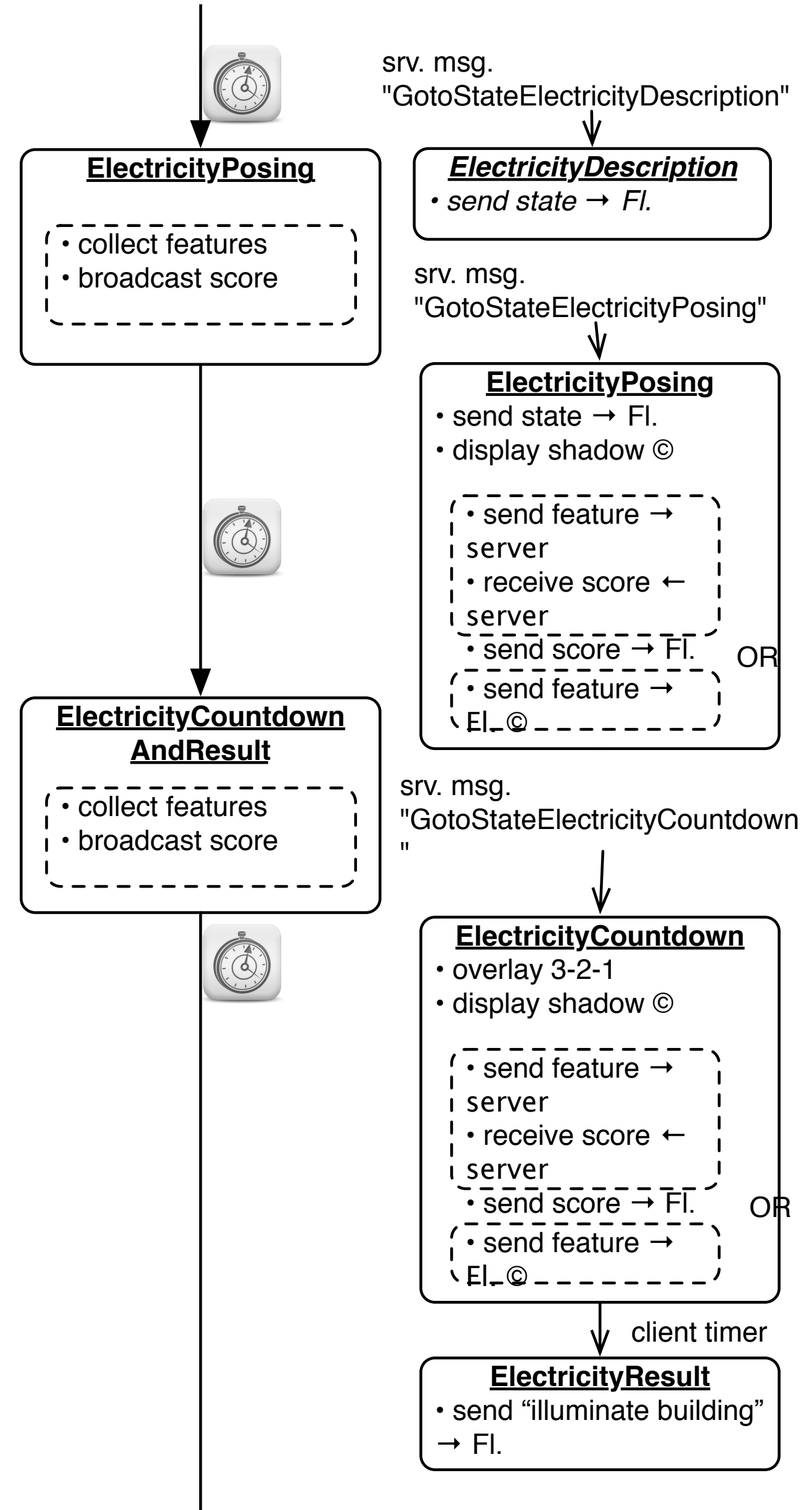

Iconic illustrations will remind the player how to pose in order to have their shadows overlap and thus create a power line.

People will see their shadows while posing in front of the screens.



A countdown will indicate that shadows will be "frozen".

People will see illuminated buildings in 4 different versions??



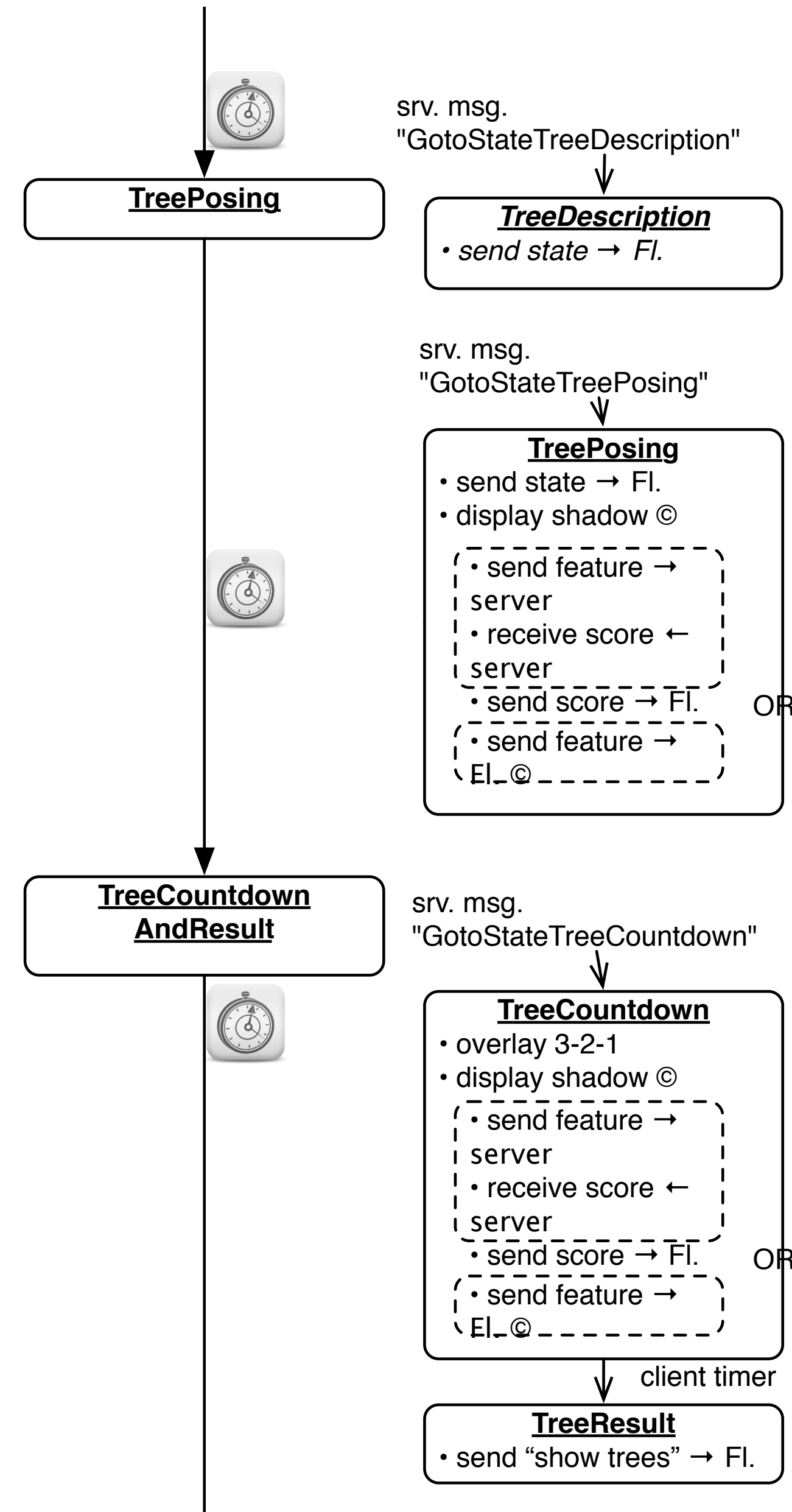


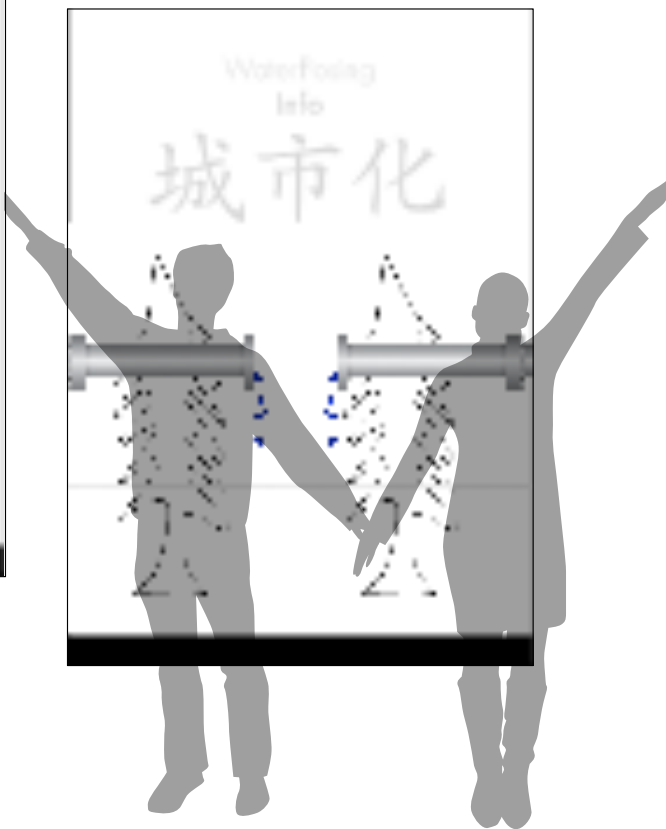
Iconic illustrations will remind the player how to create trees by their shadows.

People will see their shadows while posing in front of the screens.

A countdown will indicate that shadows will be "frozen".

People will see the representation of their shadows as trees.





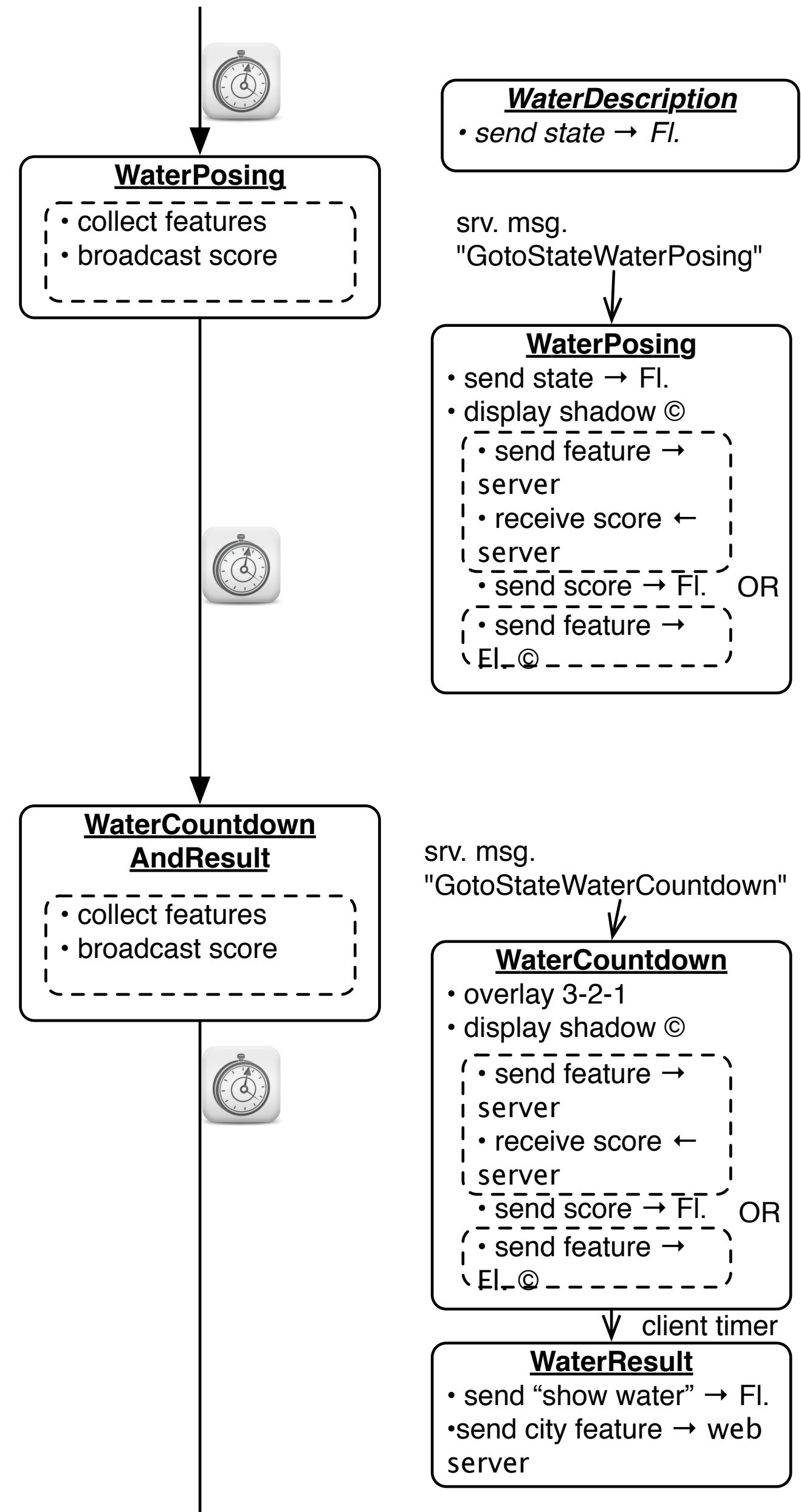
Iconic illustrations will remind the player how to pose in order to have their shadows overlap and thus create a water line.


People will see their shadows while posing in front of the screens.




A countdown will indicate that shadows will be "frozen".

People will see the trees that they created with different green colours/trees with leaves?

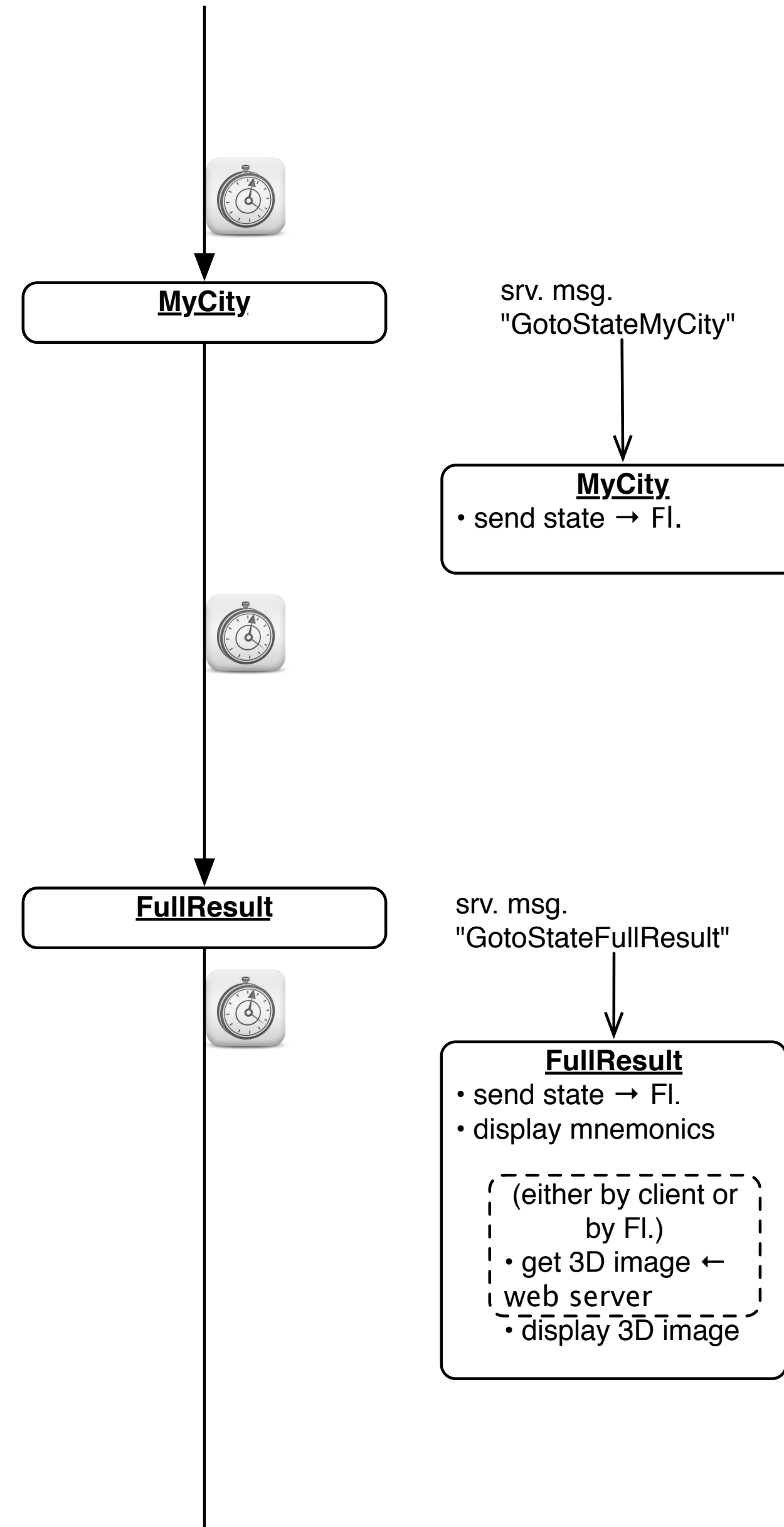




People will see a animation of what will happen with their skyline.



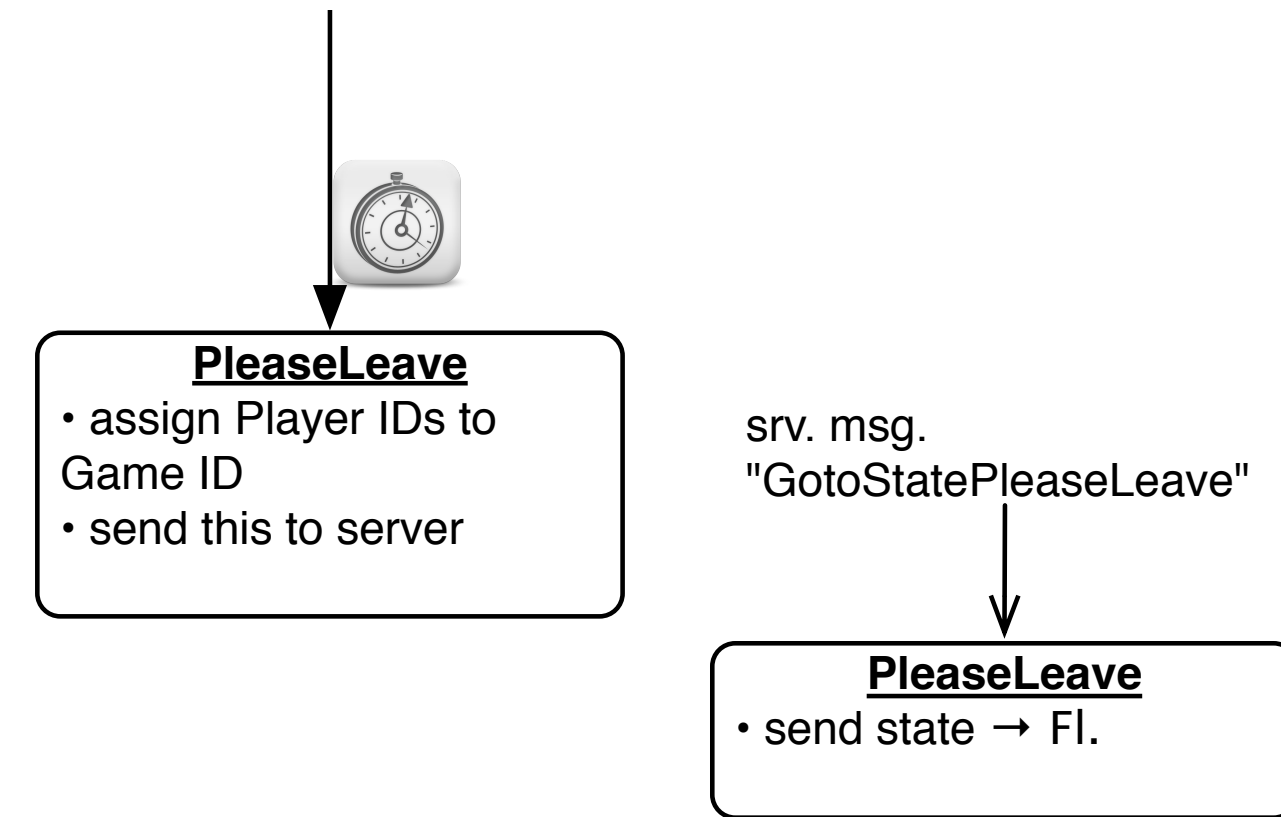
People will see their city block with the block number and the URL of the DuC Website.





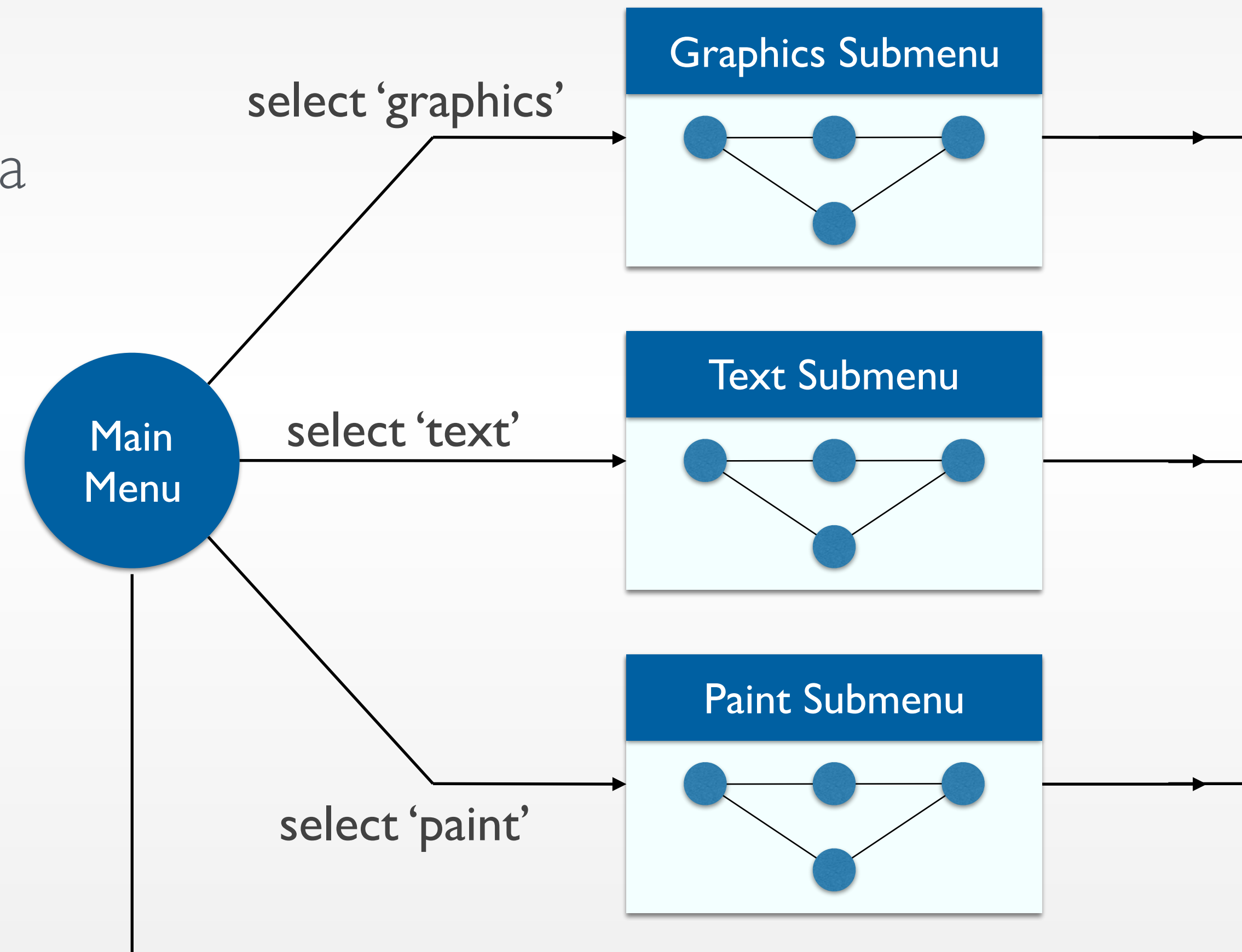
People will be asked to move out.

Beyond the playing area, visitors can deepen their understanding of city concepts at individual interactive stations before leaving the pavilion.



Hierarchical STNs

- **Start** and **Finish** states serve to glue an STN for a sub dialog (e.g., a certain menu selection) into a larger dialog (e.g., operating the application in general)
- Same expressive power as STNs, just more convenient
- The dialog structure of an entire system can be specified this way

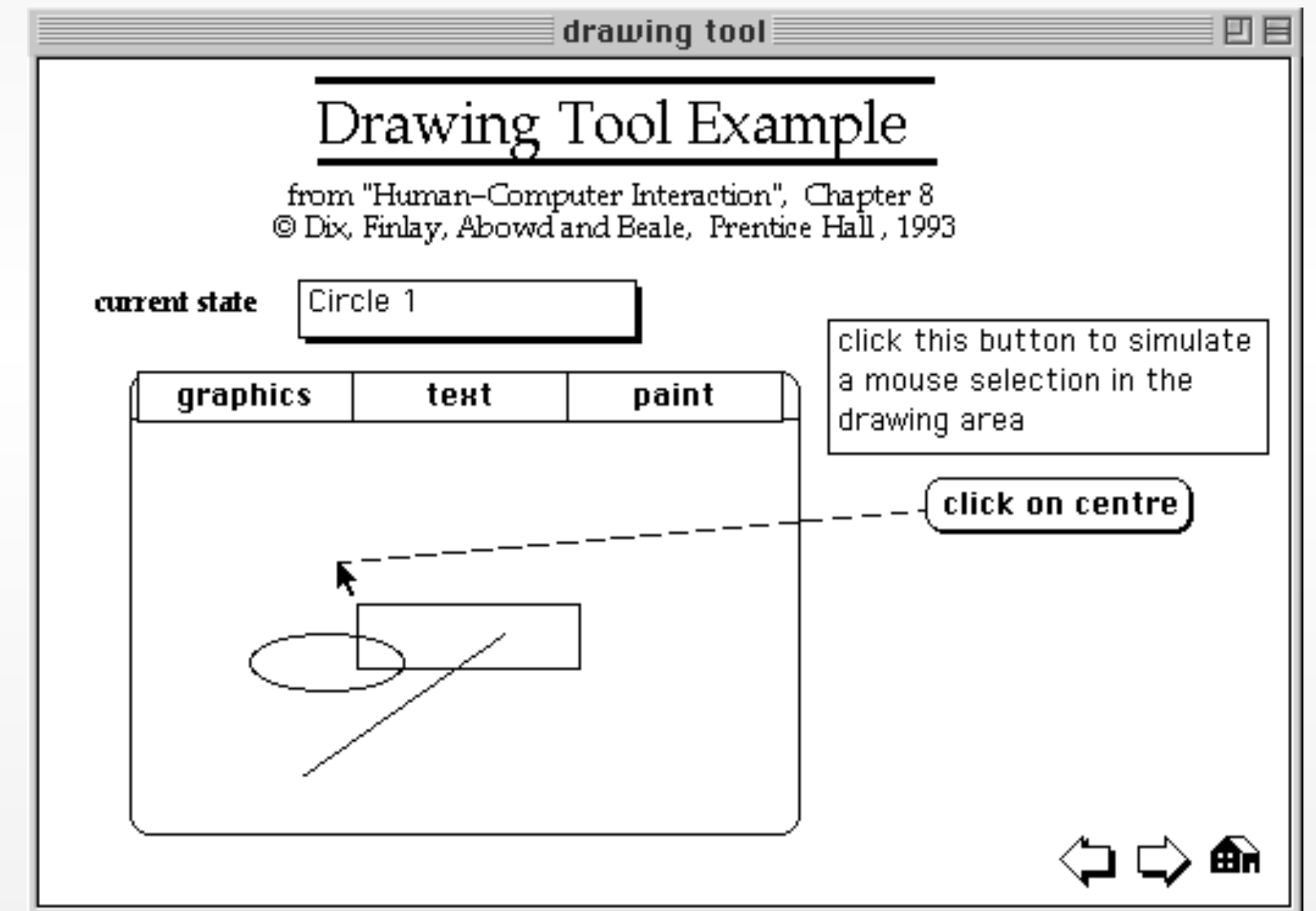


Using STNs in Prototyping

- Create a simple STN for the dialogs envisioned
- Create one UI snapshot (sketch if paper prototype) per state (label it with the state name)
- Include offscreen area for annotations and to include extra buttons simulating user actions that do not correspond to simple clicks on the current screen
- When walking the user through your paper prototype, consult the STN to find out how to respond to each user action

Using STNs in Prototyping

- Alternative: Let the computer “execute” the STN to run the prototype
- Use tools such as Keynote, PowerPoint
- Demo: Drawing tool prototype in HyperCard



Suche:

Studium

Forschung

Wirtschaft

Die Fachgruppe

Rankings

.....
mehr...

Video

.....
mehr...

Veranstaltungen

.....
Veranstaltung 1

.....
Veranstaltung 2

.....
Veranstaltung 3

.....
mehr...

Aktuelles

.....
Aktuelles 1

.....
Aktuelles 2

.....
Aktuelles 3

.....
mehr...

Suche:

Studium

Forschung

Wirtschaft

Die Fachgruppe

Aktuelles

Studieren
bei uns?

Studiengänge

Ansprechpartner

Service

Absolventen

nn.nn.2011 Abend der Offenen Tür

nn.nn.2011 Girls' Day

nn.nn.2011 Tag Der Informatik

Suche:

Studium

Forschung

Wirtschaft

Die Fachgruppe

Aktuelles

Studieren
bei uns?

Studiengänge

Ansprechpartner

Service

Absolventen

Warum Informatik an der RWTH?

Girls' Day 2011

Schülerinformationstag 2011

Helle Köpfe 2011 für Grundschüler

5 vor 12: Die Wissenschaftsnacht 2011

Fit für Informatik? Mach' den Test!

Vorkurs Informatik

Suche:

Studium

Forschung

Wirtschaft

Die Fachgruppe

Aktuelles

Studieren
bei uns?

Studiengänge

Ansprechpartner

Service

Absolventen

Bachelor Informatik

Master Informatik

Master of Science in Software Systems Engineering

Master of Science in Media Informatics

Promotionsstudium Informatik

Diplomstudiengang Informatik

Lehramtsstudiengang Informatik - Gymnasium und Gesamtschule

Schwerpunkt Informatik im Studiengang Technik-Kommunikation

Suche:

Studium

Forschung

Wirtschaft

Die Fachgruppe

Aktuelles

Studieren
bei uns?

Studiengänge

Ansprechpartner

Service

Absolventen

Fachschaft Mathematik/Physik/Informatik

Studienberatung Bachelor Informatik

Studienberatung Master Informatik

Studienberatung Master Software Systems Engineering

Studienberatung Master Media Informatics

Studienberatung Lehramt Informatik

Studienberatung Technik-Kommunikation

Auslandsstudienberatung

Prüfungsausschüsse...

Suche:

Studium

Forschung

Wirtschaft

Die Fachgruppe

Aktuelles

Studieren
bei uns?

Studiengänge

Ansprechpartner

Service

Absolventen

Informatik-Bibliothek

Rechnerbetrieb Informatik (RBI)

RWTH-Rechenzentrum

Alle Lehrveranstaltungen in CAMPUS

Das RWTH-Lernportal L2P

Vorlesungen auf iTunes U

Prüfungsordnungen

Formulare

Semestertermine

Suche:

Studium

Forschung

Wirtschaft

Die Fachgruppe

Aktuelles

Studieren
bei uns?

Studiengänge

Ansprechpartner

Service

Absolventen

Master

Promotion

Berufseinstieg

Career Center

Alumni Office

Suche:

Studium

Forschung

Wirtschaft

Die Fachgruppe

Aktuelles

...

Personen

...

Gruppen

...

Projekte

...

Publikationen

Presse...

Auszeichnungen

...

Forschen an
der RWTH

Stellenangebote

...

Suche:

Studium

Forschung

Wirtschaft

Die Fachgruppe

Aktuelles

Die Informatik als Partner

Angebote

Recruiting

Sponsoring & Fundraising

...

...

Weiterbildung... ..

...

Suche:

Studium

Forschung

Wirtschaft

Die Fachgruppe

Aktuelles

Über die Fachgruppe Fachgruppen-Sprecher Kooperationen

Struktur

Mitgliedschaften

Jahresberichte

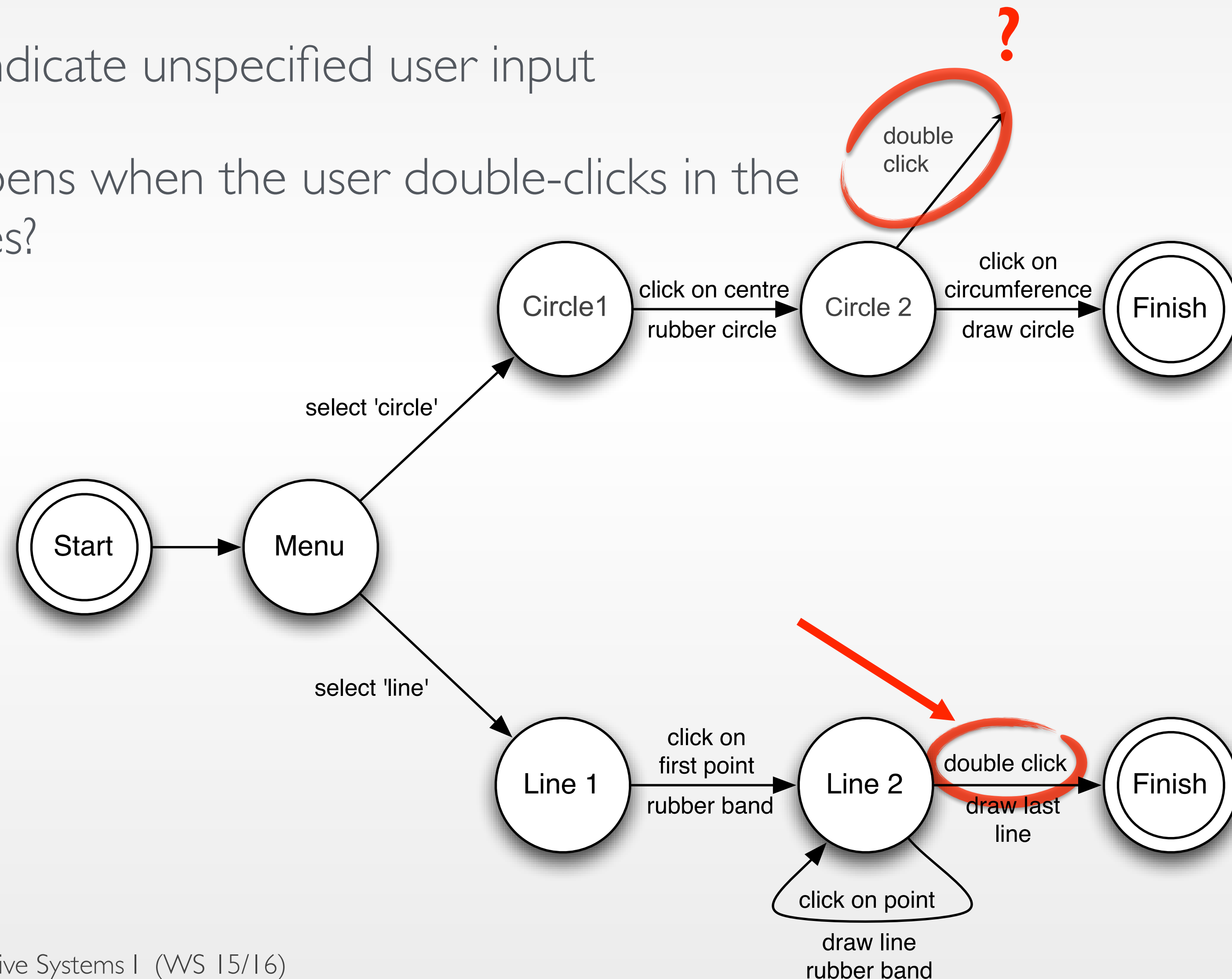
Geschichte

Checking STN Properties: States

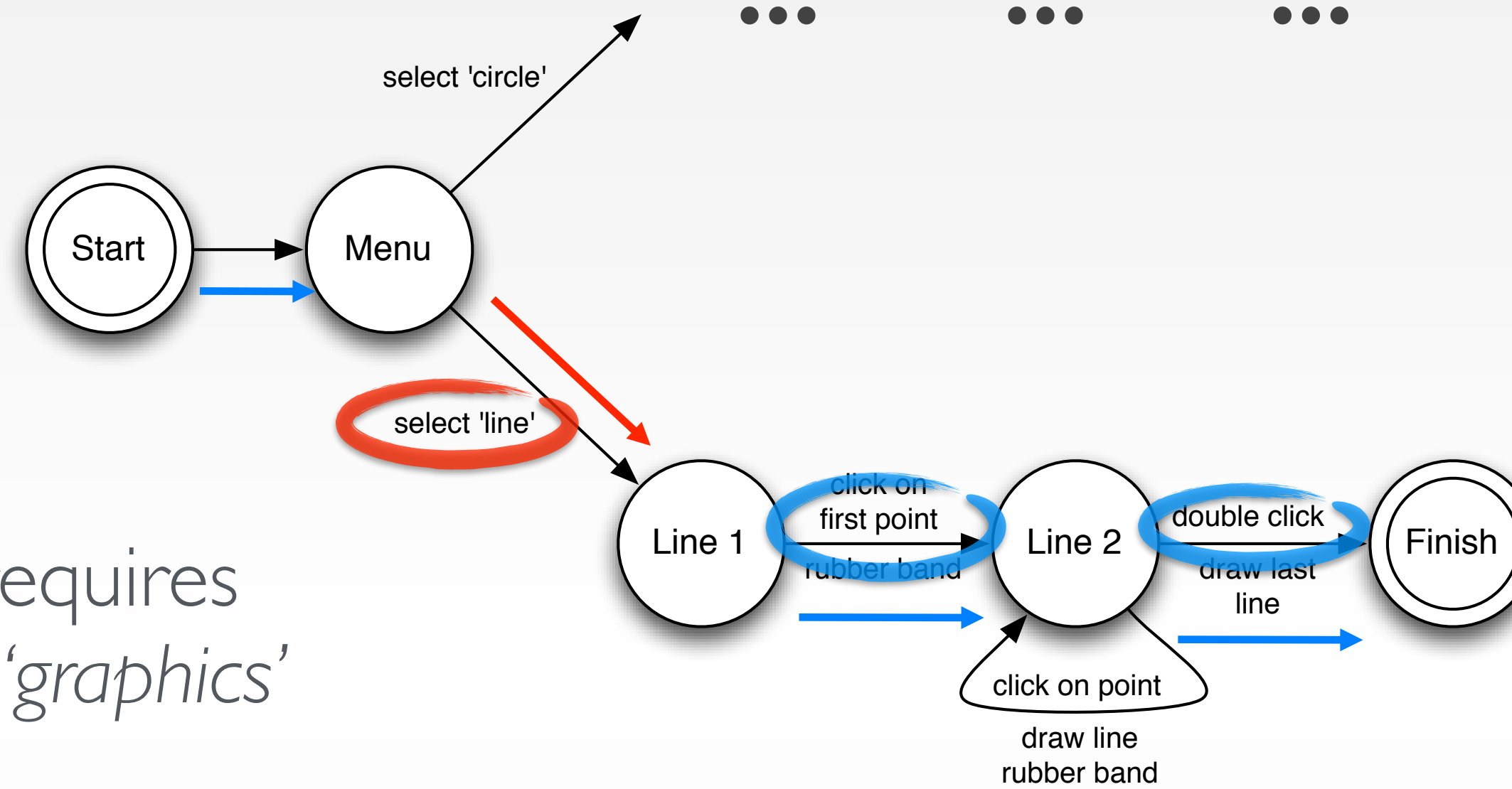
- Completeness
 - Can you get anywhere from anywhere?
 - How easily?
- Reversibility
 - Can you get to the previous state?
 - But NOT undo
- Dangerous states
 - Some states you don't want to get to

Checking Transition Properties: Completeness

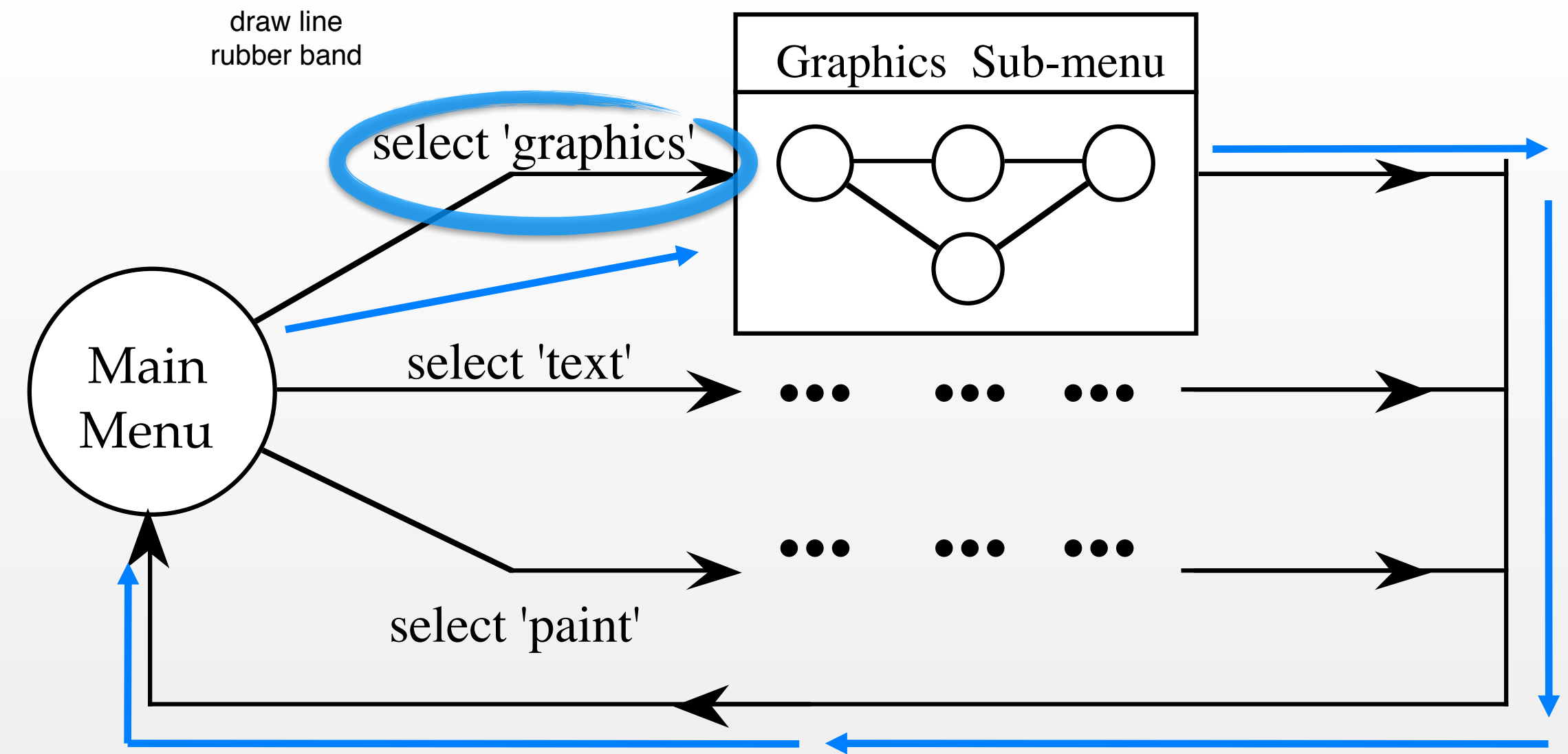
- Missing arcs indicate unspecified user input
 - What happens when the user double-clicks in the Circle states?



Checking Transition Properties: Reversibility

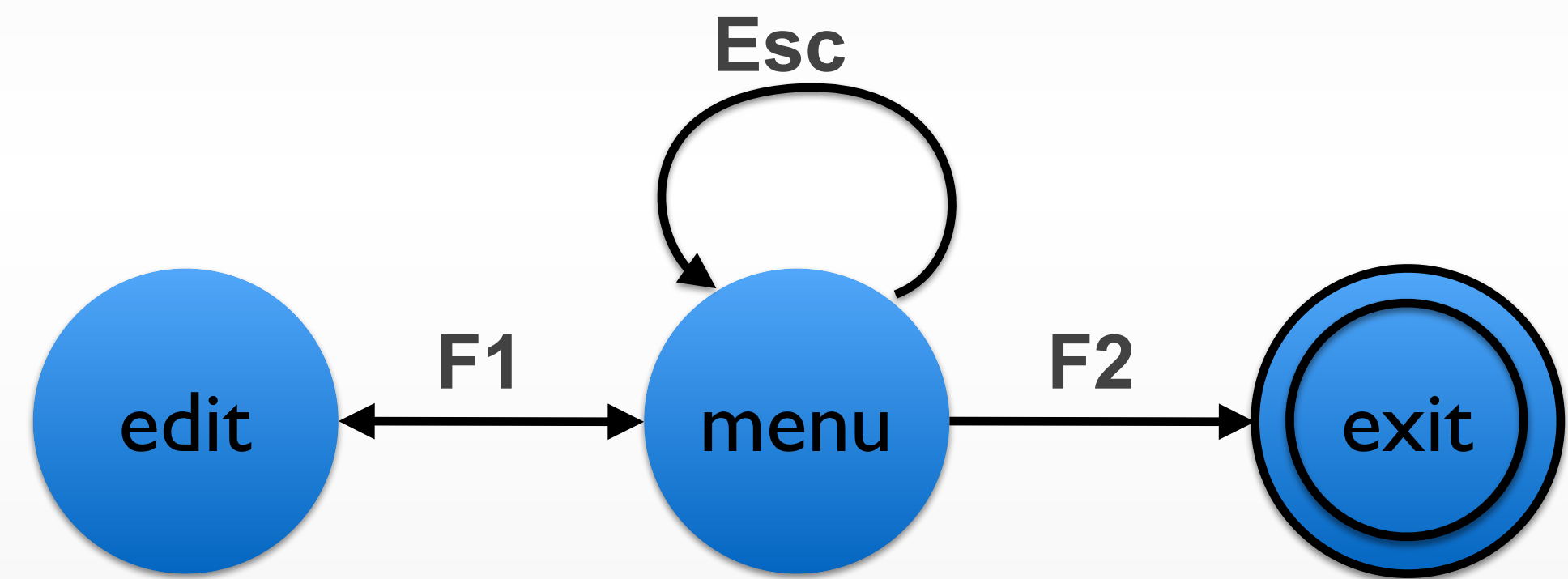


- E.g., reversing **select 'line'** requires *Click - double click - select 'graphics'* (3 actions)
- Note: Reverse means just getting back to a state, **not** to “undo” its effect



Dangerous States Example

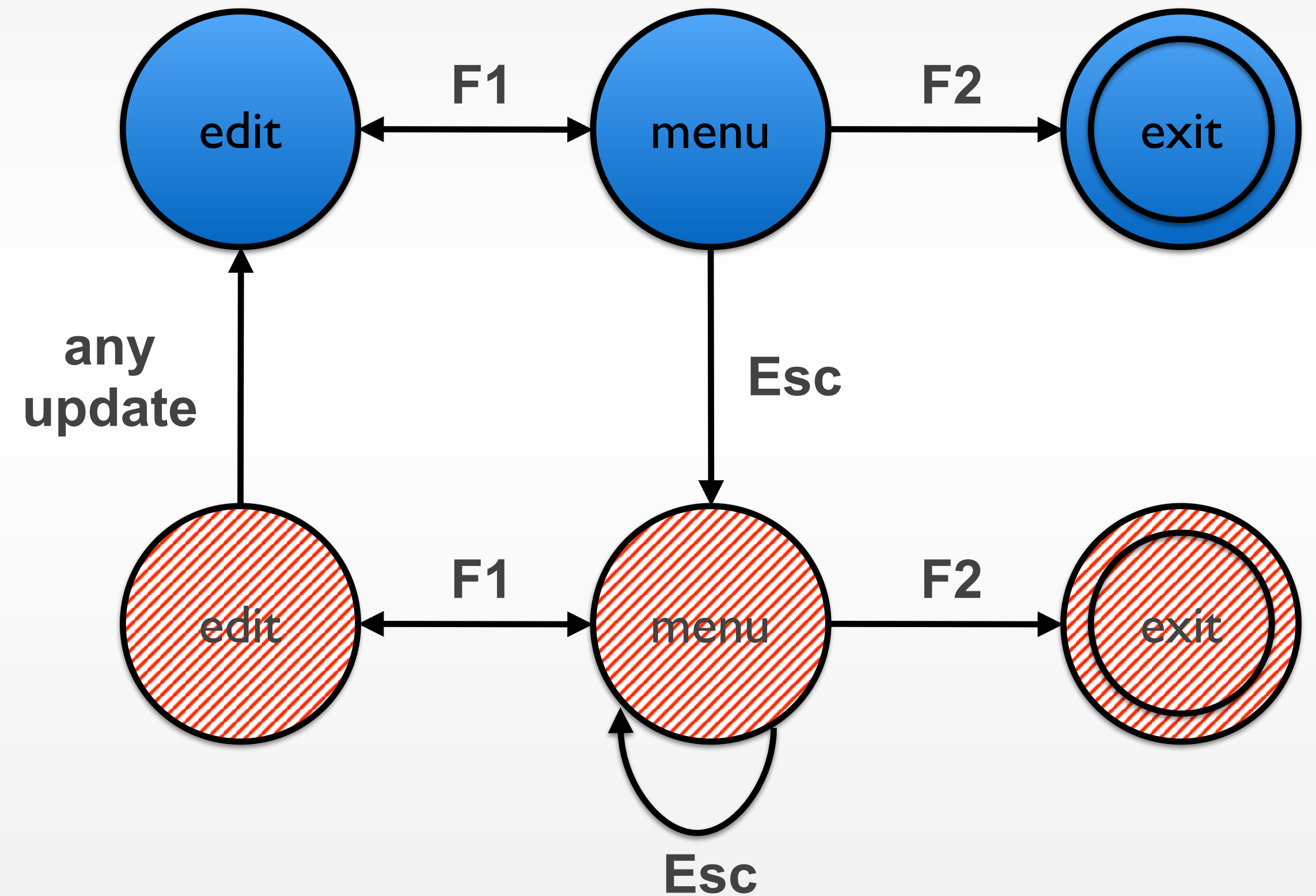
- Word processor: two modes and exit
 - F1 - changes mode
 - F2 - exit (and save)
 - Esc - no mode change



- But ... Esc resets autosave

Dangerous States Example

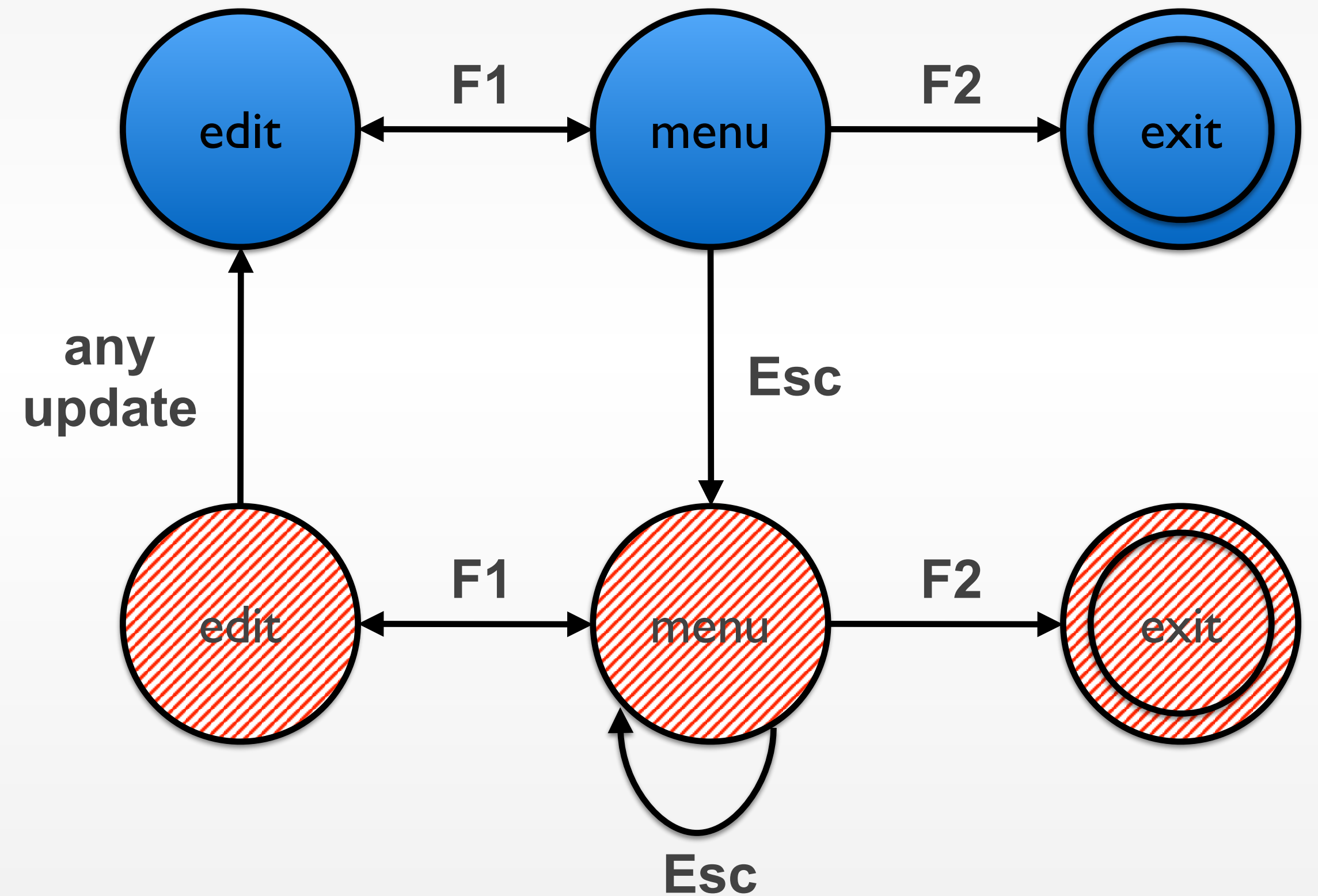
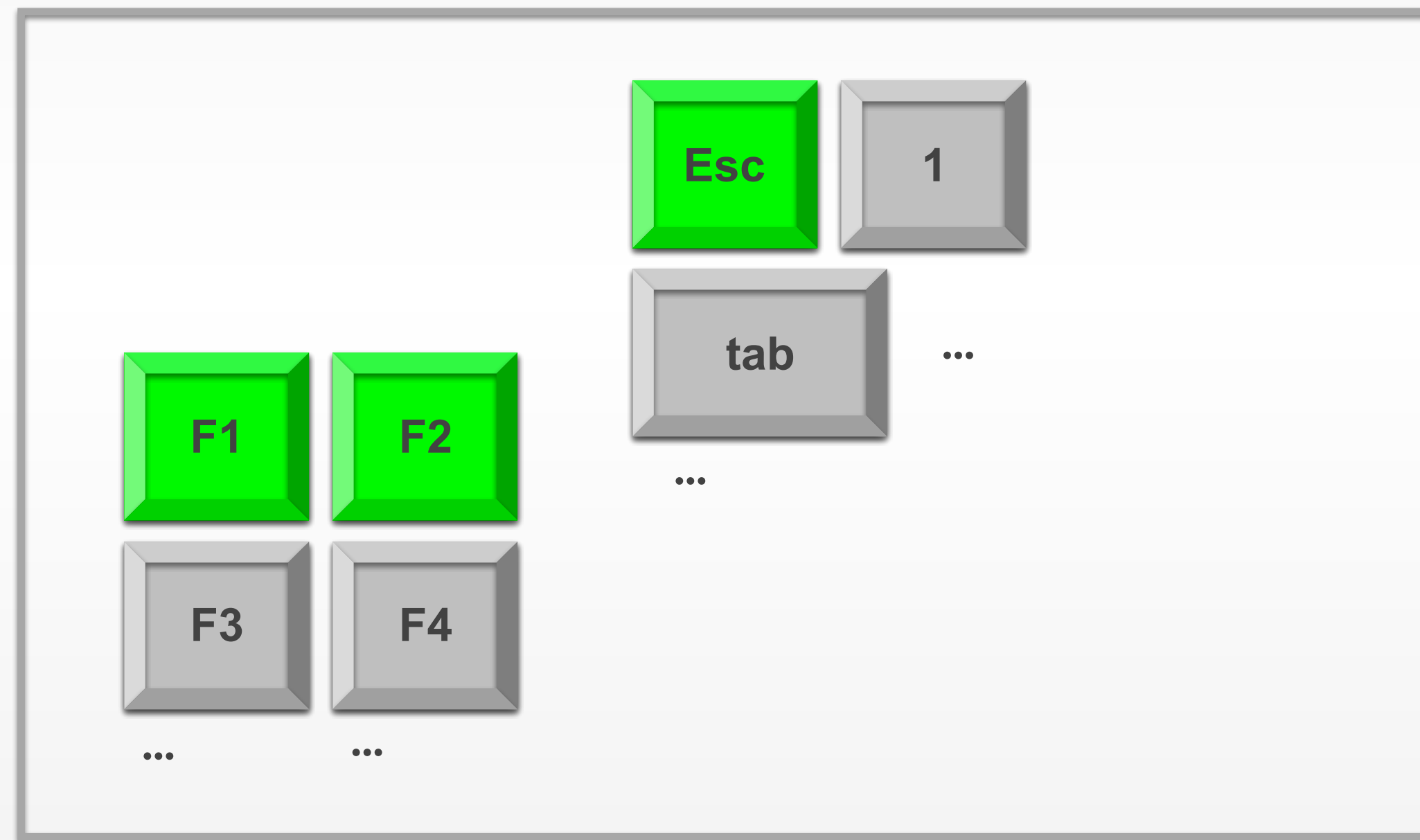
- Exit with/without save \Rightarrow dangerous states
- Duplicate states - semantic distinction



- F1-F2 - exit with save
- F1-Esc-F2 - exit with no save

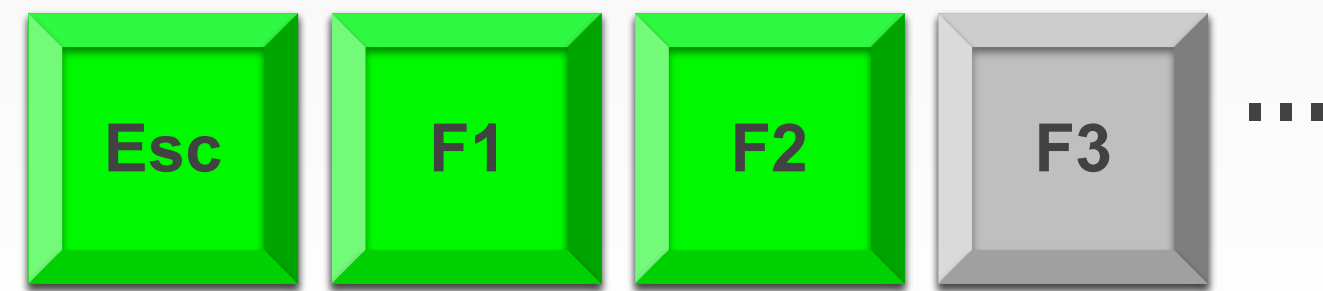
Dangerous States Example: Layout Matters

old keyboard - OK



Dangerous States Example: Layout Matters

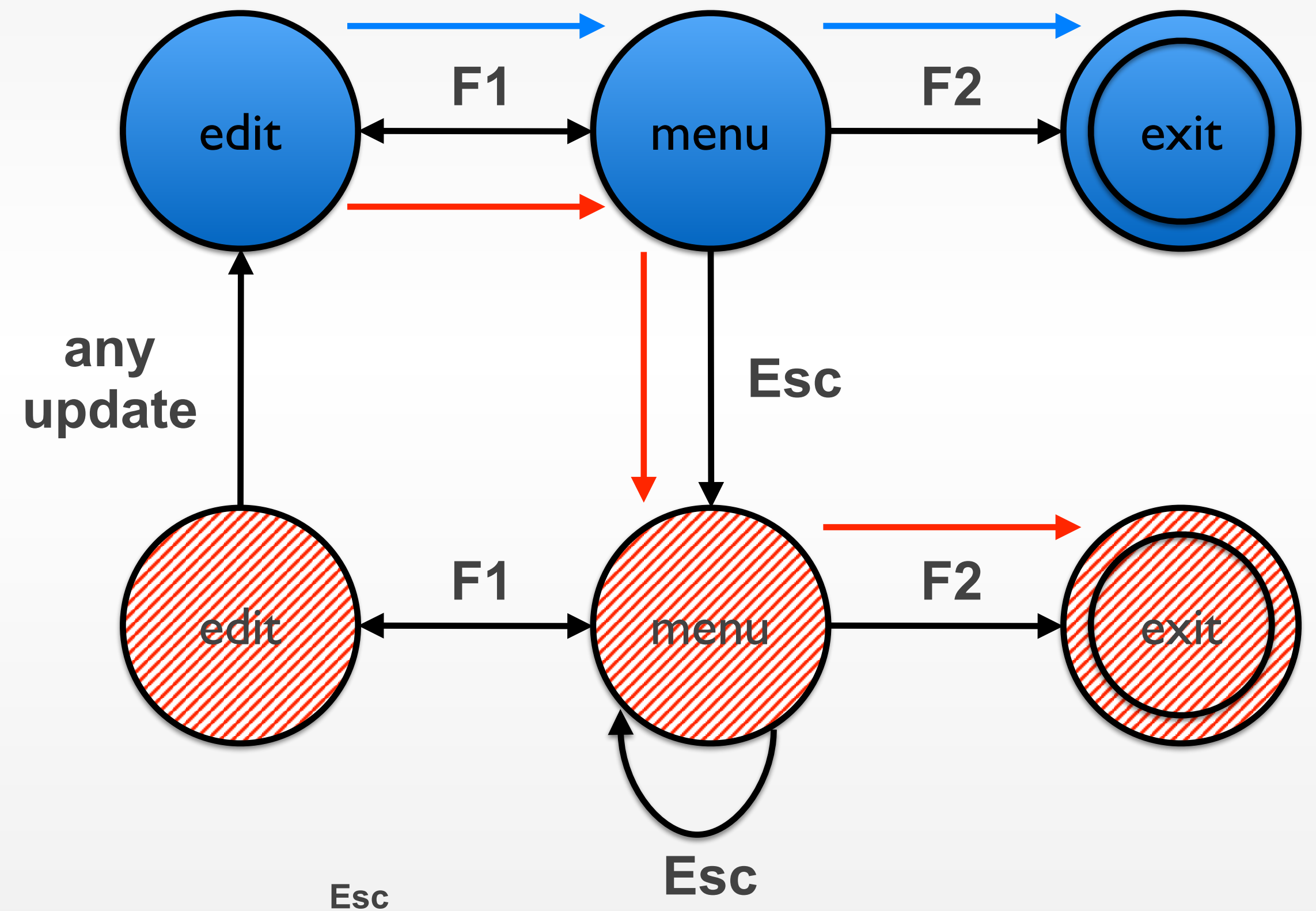
new keyboard layout



Intend F1-F2 (save)

Finger catches Esc

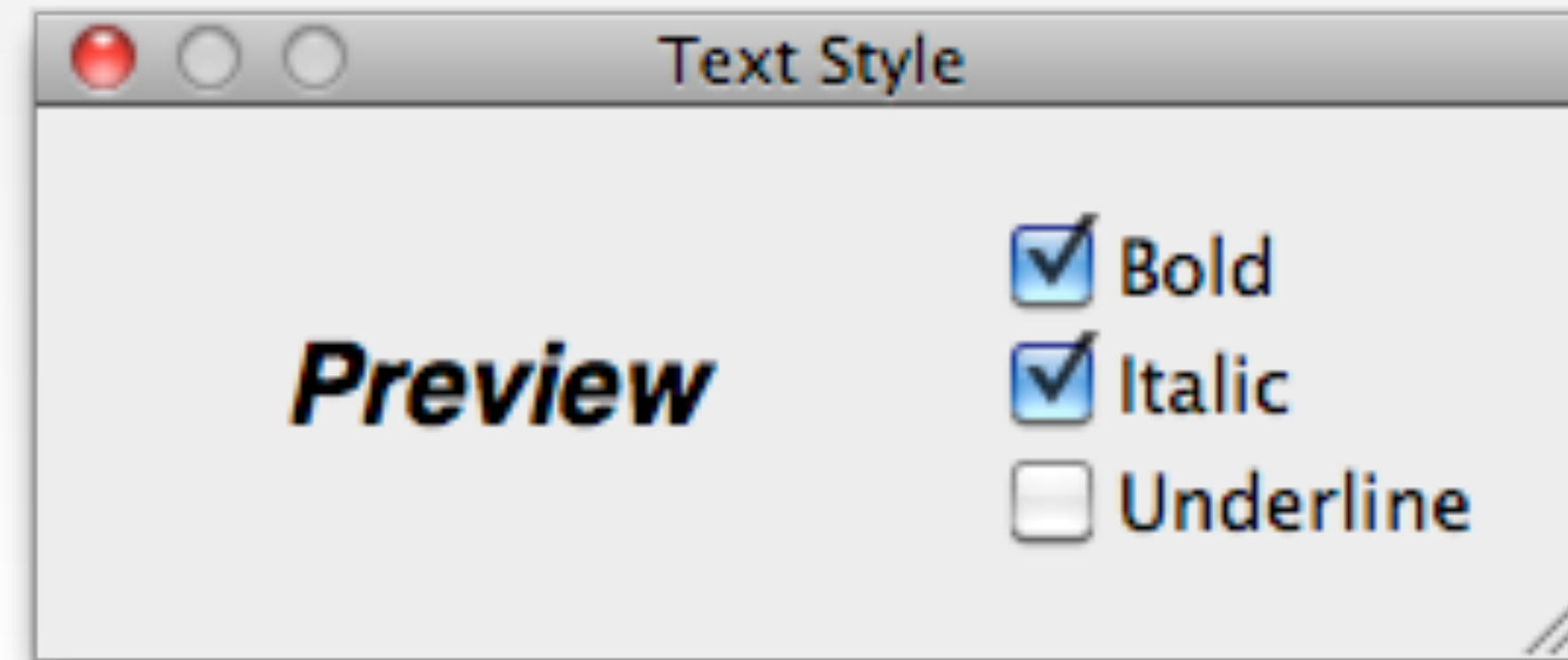
F1-Esc-F2 - disaster!



Checking STN Properties: Other Transition Properties

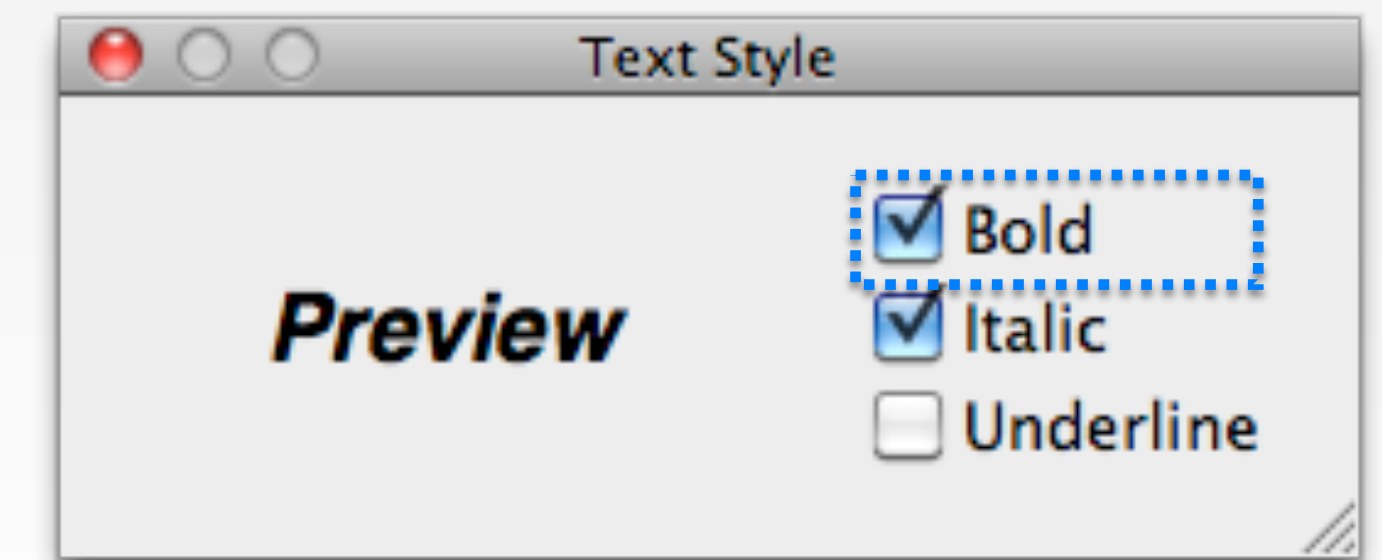
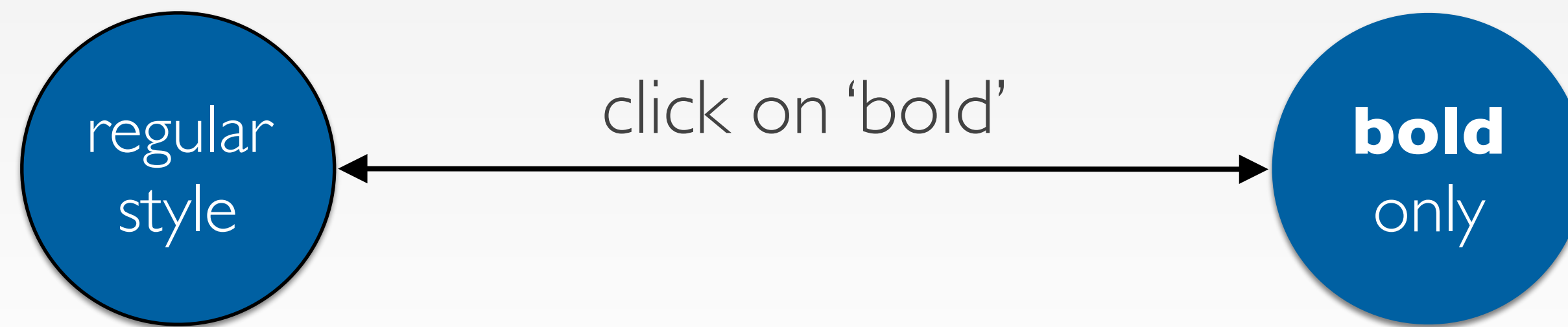
- Determinism
 - Several arcs for one action
 - Deliberate: application decides
 - Accidental: production rules
- Nested escapes
- Consistency
 - Same action, same effect?
 - Modes and visibility

In-Class Exercise: STN

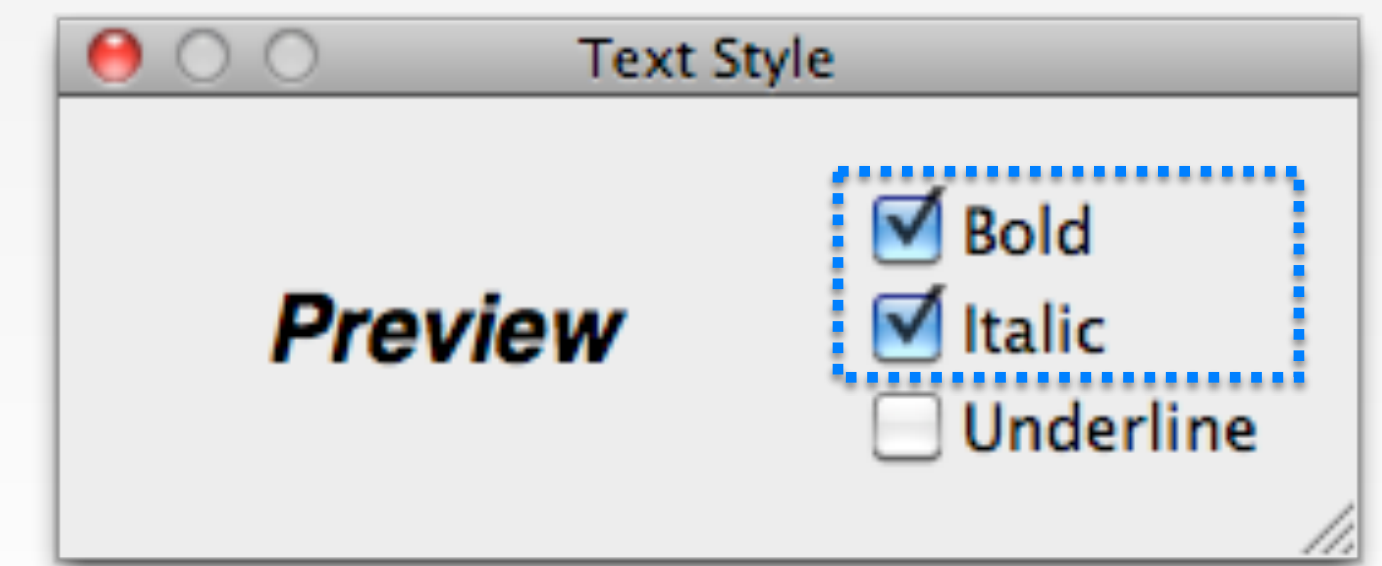
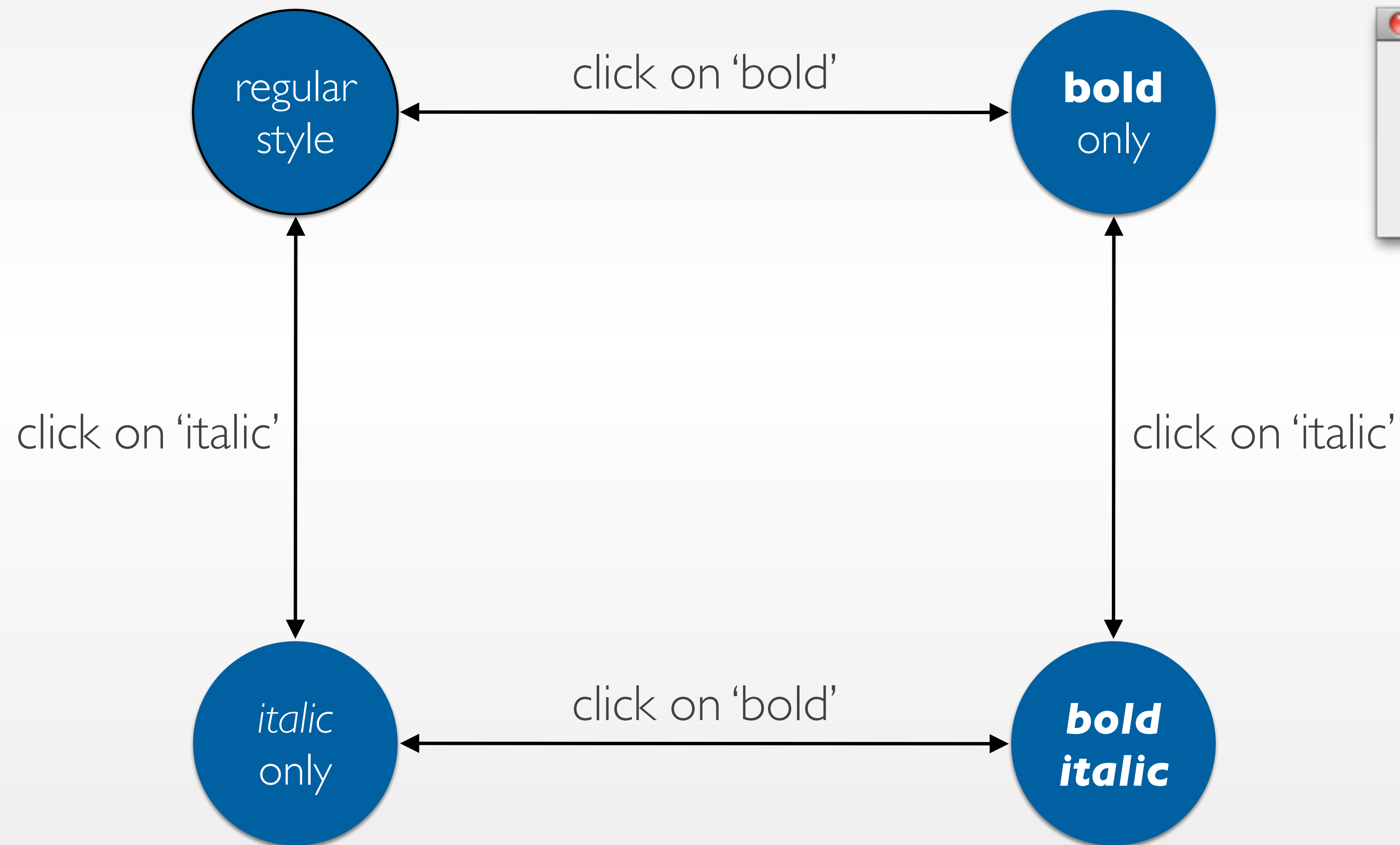


- Simple dialog to select bold, italics, and/or underline
- Draw the state diagram for:
 - Only Bold checkbox
 - Bold and italics checkboxes
 - All three checkboxes

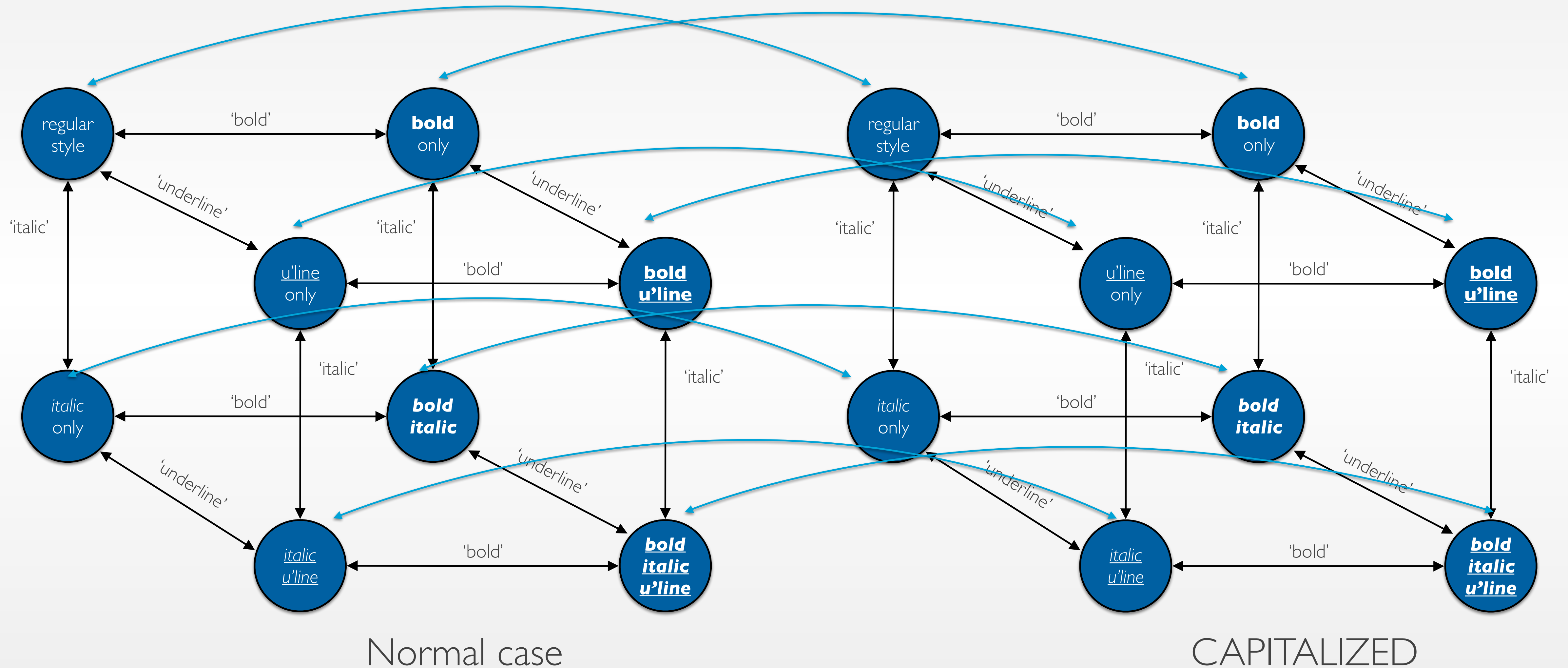
Bold Checkbox



Bold & Italic Combined



Adding Another Option...



STNs: State Explosion

- Problem: Combining two concurrent STNs with N and M states leads to new STN with $N \times M$ states
- STN hides clear structure of the dialog
- Especially problematic with modern GUIs
- Similar problems with “Escape” and “Help” options
 - ESC can be modeled as special second “Finish” exit active throughout subdialog
 - Help can be modeled as little subdialog hanging off every single state in the STN
 - Gets messy

Example: ESC & Help in STNs

